EASYCRAFT PRODUCT & DESIGN CATALOGUE

PRODUCT
DESIGN
SPECIFICATION

DESIGNER
SPECIFIER
BUILDER
RENOVATOR

WALL & CEILING LININGS

easycraft®
stylish solutions for walls and ceilings

How it all began

Easycraft commenced in 1986 based on the need for a product that could provide an alternative to the original timber vertical joint planks used in the construction of Queensland Homes built between 1870 and 1920.

Renovators wanted to keep the authentic look of the original Queenslander but use a product that would overcome the many shortcomings and inconsistencies of the timber plank.

Easycraft began manufacturing (by hand) a VJ panel that was quicker and easier to install, based on a more durable substrate, had clean grooved lines and included a patented hidden joining system.

Since that humble beginning they have continued to develop stylish, innovative products to meet the ever changing market needs for homes and commercial buildings across Australia.

Easycraft is still owned by its original owner and the Bloch Family continue to manufacture quality products using all Australian sourced materials.

What's happening today

The current range of products still provide for the renovation of historical buildings but also include products that are applicable to today's design and construction requirements. Products that are versatile, being suited to a wide variety of applications, including commercial, hospitality, government, retail and residential.

At Easycraft Australia, we believe no project is too large or too small to take advantage of the versatility that our products can deliver; from the largest commercial projects to the smallest boutique jobs, our team is committed to providing outstanding, fuss-free service and advice.

We have a long history of working with Architects, Designers and Specifiers to create and tailor bespoke products to meet their unique requirements.

With Easycraft, it is easy to create beautiful spaces with our comprehensive range of wall and ceiling panelling.

contents

PRODUCT - PROFILE - DESIGN

profile guide	1
application matrix	2
product legend	2
features & benefits	3
easyvj	6
easypanel	8
easygroove	10
easyregency	12
easyline	14
easyascot (classic)	16
ascot.Vogue	18
easydado (classic)	19
Vogue.dado	20
wet areas - inside & out	22
expression series	24
easyscreen	26
easyveneer	28
easyclear coating	29
finishing options	30
general product & installation	31

SPECIFICATION GUIDE

interior wall system	34
features & benefits	35
performance considerations	36
specification easy reference guide	37
building classification	39
building classification application matrix	40
sound isolation performance	41
sound isolation applications	42
definitions/glossary of terms	47
material reference summary	48
accreditations	49

profile guide

panel

vj

groove

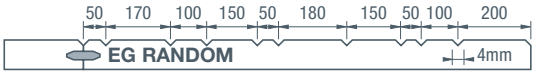

regency

line

ascot (classic) panels

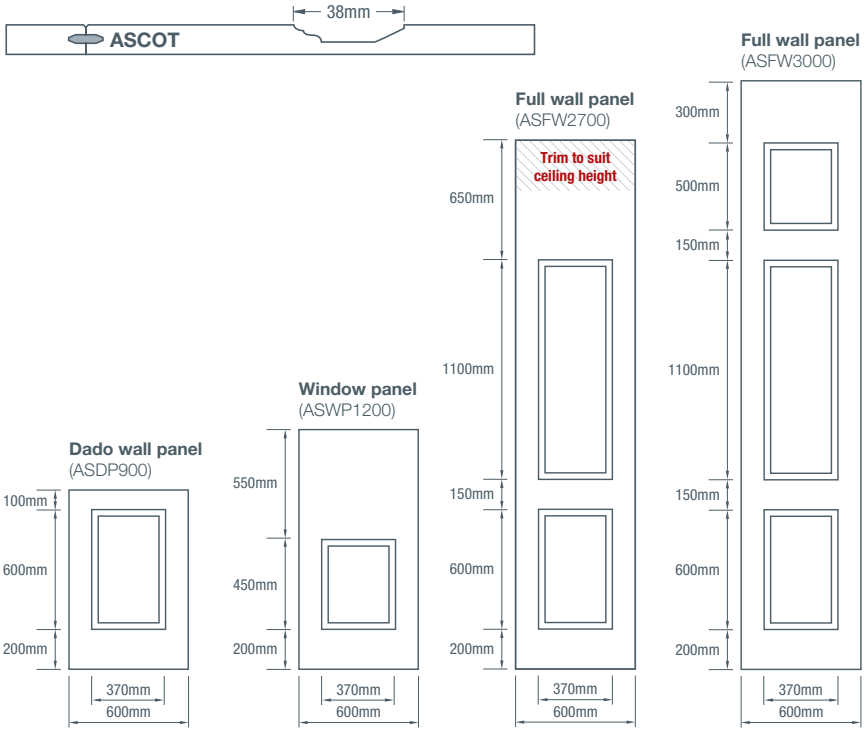

Vogue panels

Solo 900, Duo 900 & Duo 1200

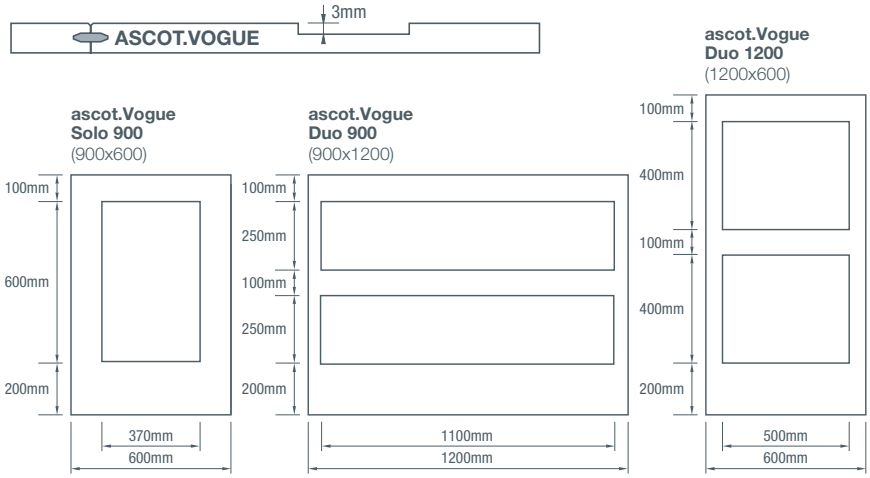

easydado® (classic)

EASYDADO FLAT
Suit Full Wall Panel

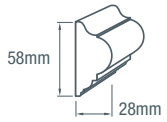

EASYDADO REBATED
Suit Dado Wall Panel - Length 900mm

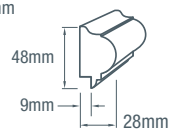

Vogue.dado

VOGUE.DADO REBATED
Suit ascot.Vogue Wall Panels

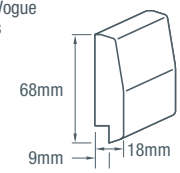

easycraft

application matrix

	GENERAL PURPOSE INTERIOR	WET AREA INTERIOR	SEMI EXTERIOR	FIRE RATED INTERIOR
Feature walls	✓			✓
Feature ceilings	✓			
Alfresco / Portico ceilings			✓	
Bathrooms		✓		
Kitchens	✓	✓	✓	
Entrance / Hallways	✓			✓
Boardroom / Media rooms	✓			✓
Auditoriums	✓			✓
Office fit outs	✓			✓
Gable ends / Façades			✓	
Retail	✓	✓		✓
Shopping centres	✓	✓	✓	✓
Shop fit outs	✓	✓	✓	✓
Restaurants	✓	✓	✓	✓
Architectural ceilings	✓			
Bars	✓	✓	✓	✓
Outdoor kitchens			✓	
Period homes	✓	✓	✓	
Eaves			✓	
Bespoke	✓	✓	✓	✓

product legend

Applications

- **GP** General Purpose Interior Walls & Ceilings (Group 3)
- **WA** Wet Area Interior Walls & Ceilings (Bathroom, Laundry, Kitchen)
- **SE** Semi Exterior Walls & Ceilings (Alfresco, Eaves, Veranda)
- **FR** Fire Rated Interior Wall & Ceilings (Group Rating Based on Product Type) Limited Size & Thickness Available.

Features

- **PR** Pre-Primed (Commercial Grade Undercoat)
- **RA** Base Material Supplied Raw with No Undercoat or Finish
- **EJ** Easyjoin Tongue & Groove Hidden Joining System

Options

- **SO** Special Made-to-Order Sizes and Profile Centres Available
- **CL** Clear Lacquer Final Coat Applied
- **WW** Tinted White Wash Lacquer Coat Applied (Interior Use)
- **CP** Premium Semi Exterior Clear Lacquer Coat

features & benefits

Australian Made

All our raw materials are produced by Australian manufacturers, our processing and painting is conducted locally. Easycraft Australia has a national sales & distribution network to ensure that our products can be provided to any renovation, extension, residential or commercial construction site throughout Australia.

Point of Difference

For years buildings have been designed with the use of plasterboard as an internal lining, providing clean and sterile environments. Architects and Interior Designers now have a flexible choice with Easycraft panelling.

With profiles that cannot be attained by traditional lining manufacturers (plasterboard, cement sheet & lining boards) Easycraft provide design flexibility to be able to create environments that match period styles or designs with a more contemporary feel.

Architects and Interior Designers now have a wall lining material that provides them with linear lines of their choosing. When applied horizontally or vertically it creates a visual illusion of a wider and taller environment. With the array of sizes offered you can create an environment using Easycraft panels as a point of difference with flexibility and choice.

Ease of Installation

Easycraft's *easyjoin* system provides a means to join one board to the next easily and seamlessly. The *easyjoin* system allows you to install your selected profile with no sign of interruption. Easycraft panels are easy to install, so much so that we have significant popularity among DIY home improvers.

Within commercial projects, it can be installed by one of the following contractors; Carpenter, Plastering Contractor or Joinery Contractor.

Easy to Finish

Easycraft panels come pre-primed (using a commercial grade primer) ready for final coat application, effectively reducing labour time on-site by up to a third.

Easycraft offer other alternative finishing options, including a clear and white wash lacquer coat, ready to install. See easyclear product page 29 for more information.

Tough and Impact Resistant

Out performs plasterboard for impact resistance and abrasion.

Easycraft panels are 300% more impact resistant than standard plasterboard and 50% better than impact resistant plasterboard which makes Easycraft panels an ideal choice for use in; corridors, foyers, classrooms, offices, retail (shops and restaurants), games rooms and garages.

features & benefits

Accreditation

Easycraft is committed to producing products that use environmentally sustainable timbers, sourced using best practice management systems, comply with national construction building codes and promotes the benefits of using Australian grown and made wood based products. Refer back page for more detail.

Quality

Easycraft panels provide the natural feel of timber without the defects, imperfections, knots and grain inconsistencies.

Easycraft panels are manufactured with a consistent density, thickness, width and length, and are suitable for use with fixing nails and countersunk screws. The panels can be loaded with significantly more weight than plasterboard.

With Easycraft *easyjoin* system and the very nature of our panels, they will not become brittle or crack over time. Easycraft panels will stand the test of time and movement, and will not require patching and painting in the distant future.

Efficient & Cost Effective

Installed (providing a primed surface) three times faster than installed and primed plasterboard. Twenty times faster when drying time is included.

Convenient sizes are available, limiting the requirement for cutting on-site, meaning significantly less waste, less mess and less labour costs.

By comparison to alternative feature walls (timber, rendered, textured paint) Easycraft panels are approximately the same cost as supplied and installed plasterboard!

Making it a cost effective way to provide a wall or ceiling feature or providing a quicker installation alternative to plasterboard.

Compared with traditional forms of lining boards, a carpenter is required to install 8 to 9 boards versus 1 sheet of Easycraft (64 nails vs 6-8 nails). Significantly less time required for installation and less time required for a painter to patch and paint thereafter.

Acoustic Performance

Easycraft products contribute to the performance of the building envelope. Easycraft have an Specification Guide, to provide specifiers with tested wall systems that comply with National Construction Code requirements. Easycraft can support Specifiers requiring specific performances, tailored to your environment.

Bespoke

Easycraft collaborates closely with Architectural firms and Interior Designers to create bespoke finishes. Easycraft enjoys the ability to be part of the Architects or Interior Designers vision and design process to create a finished product of their imagination.

Easycraft has access to a large range of materials available in a range of thicknesses that provide flexibility and performance choices with your design options.

Your design is only limited by your imagination…

easycraft

easyvj

easyvj provides a v-groove design to match the style of traditional timber joint planks. Works well as a subtle, yet effective wall and ceiling lining to enhance any space.

Suitable for:

- Decorative Interior wall & ceiling lining
- Ideal replacement for traditional plasterboard
- Can be applied directly to a new frame or over an existing wall
- Above Dado Rail height – Add **easypanel** for a complimentary smooth wall finish above
- Residential applications: Dining, kitchen, lounge, family, bedroom, study, media, games
- Commercial applications: Foyers, classrooms, offices, rental properties, retail, restaurants, apartments, hotels, aged care facilities

Product features:

- Made in Australia using all Australian grown species
- Consistent board surface, no knot holes, splitting or splinters
- Features decorative profile to product face
- Hidden tongue & groove *easyjoin* system

Comparison to traditional plasterboard:

- No joint sealing or sanding required
- Comes pre-primed for faster, easier final coating
- The *easyjoin* system makes installation 50% quicker
- Provides high impact resistance, 300% tougher

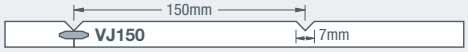

Note: Profile runs the length of the panel.

Thickness (mm)	Length (mm)	Width (mm)	Weight (kg/sheet)	VJ100 Product Code	VJ150 Product Code	Application	Features	Options
9	900 (dado wall)	1200	7.3	V09MR09		GP	PR EJ	
9	2420	1200	19.3	V09MR24	VJ150MR24	GP	PR EJ	SO FR
9	2720	1200	21.7	V09MR27		GP	PR EJ	SO FR
9	3020	1200	24.2	V09MR30	VJ150MR30	GP	PR EJ	SO FR
9	3620	1200	29.0	V09MR36	VJ150MR36	GP	PR EJ	SO
9	4520	1200	36.2	V09MR45	VJ150MR45	GP	PR EJ	

Thickness	Length	Width	Weight	VJ100	VJ150	Application	Features
9.5	2745	1200	32.9	XV0927	XV15027	WA SE	PR EJ
9.5	3660	1200	43.9	XV0936	XV15036	WA SE	PR EJ

*Refer to page 22 for use in Wet Area Application.

Refer page 2 for product Legend.

easycraft

easypanel

easypanel offers a smooth alternative to plasterboard. Featuring a consistent and square finish, it is perfect to use in conjunction with grooved linings for a professional finish.

Suitable for:

- Interior wall & ceiling lining
- Ideal replacement for traditional plasterboard
- Can be applied directly to a new frame or over an existing wall
- Residential applications: Dining, kitchen, lounge, family, bedroom, study, media, games, hallways, entry areas, garages
- Commercial applications: Foyers, classrooms, offices, rental properties, retail, restaurants, apartments, hotels, aged care facilities

Product features:

- Made in Australia using all Australian grown species
- Smooth face with a 2mm micro arrised edge to show the joint as a feature
- Consistent board surface, no knot holes, splitting or splinters
- Hidden tongue & groove *easyjoin* system

Comparison to traditional plasterboard:

- No joint sealing or sanding required
- Comes pre-primed for faster, easier final coating
- The *easyjoin* system makes installation 50% quicker
- Provides high impact resistance, 300% tougher

Note: Profile runs the length of the panel.

Thickness (mm)	Length (mm)	Width (mm)	Weight (kg/sheet)	Product Code	Application	Features	Options
9	2420	1200	19.3	EP0924	GP	PR EJ	FR
9	3020	1200	24.2	EP0930	GP	PR EJ	FR
9	3620	1200	29.0	EP0936	GP	PR EJ	
9	4520	1200	36.2	EP0945	GP	PR EJ	

Thickness	Length	Width	Weight	Product Code	Application	Features
9.5	2745	1200	32.9	XS0927	WA SE	PR EJ
9.5	3660	1200	43.9	XS0936	WA SE	PR EJ

*Refer to page 22 for use in Wet Area Application.

Refer to page 2 for product Legend.

easycraft

easygroove

easygroove offers the flexibility of various profile designs while keeping a clean, contemporary style. Perfect for creating modern, casual, fun environments.

Suitable for:

- Decorative Interior wall & ceiling lining
- Ideal replacement for traditional plasterboard
- Can be applied directly to a new frame or over an existing wall
- Residential applications: Dining, kitchen, lounge, family, bedroom, study, media, games
- Commercial applications: Foyers, classrooms, offices, rental properties, retail, restaurants, apartments, hotels, aged care facilities

Product features:

- Made in Australia using all Australian grown species
- Consistent board surface, no knot holes, splitting or splinters
- Features decorative profile to product face
- Hidden tongue & groove *easyjoin* system

Comparison to traditional plasterboard:

- No joint sealing or sanding required
- Comes pre-primed for faster, easier final coating
- The *easyjoin* system makes installation 50% quicker
- Provides high impact resistance, 300% tougher

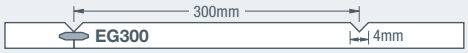

Note: Profile runs the length of the panel.

Thickness (mm)	Length (mm)	Width (mm)	Weight (kg/sheet)	EG150 Product Code	EG300 Product Code	EG Random Product Code	Application	Features	Options
9	2420	1200	19.3	G09MR24-150	G09MR24-300	G09MR24-RAN	GP	PR EJ	SO FR
9	3020	1200	24.2	G09MR30-150	G09MR30-300	G09MR30-RAN	GP	PR EJ	SO FR
9	3620	1200	29.0	G09MR36-150	G09MR36-300	G09MR36-RAN	GP	PR EJ	SO
9	4520	1200	36.2	G09MR45-150	G09MR45-300	G09MR45-RAN	GP	PR EJ	

Thickness	Length	Width	Weight	EG150	EG300	EG Random	Application	Features
9.5	2745	1200	32.9	XG15027	XG30027	XGRAN27	WA SE	PR EJ
9.5	3660	1200	43.9	XG15036	XG30036	XGRAN36	WA SE	PR EJ

*Refer to page 22 for use in Wet Area Application.

Refer page 2 for product Legend.

easycraft

easyregency

easyregency with its country feel looks great in period homes and settings. Defined by a more detailed groove it can also create a fantastic contemporary feature.

Suitable for:

- Decorative Interior wall & ceiling lining
- Ideal replacement for traditional plasterboard
- Can be applied directly to a new frame or over an existing wall
- Above Dado Rail height – Add **easypanel** for a complimentary smooth wall finish
- Residential applications: Dining, kitchen, lounge, family, bedroom, study, media, games
- Commercial applications: Foyers, classrooms, offices, rental properties, retail, restaurants, apartments, hotels, aged care facilities

Product features:

- Made in Australia using all Australian grown species
- Consistent board surface, no knot holes, splitting or splinters
- Features decorative profile to product face
- Hidden tongue & groove *easyjoin* system

Comparison to traditional plasterboard:

- No joint sealing or sanding required
- Comes pre-primed for faster, easier final coating
- The *easyjoin* system makes installation 50% quicker
- Provides high impact resistance, 300% tougher

Note: Profile runs the length of the panel.

Thickness (mm)	Length (mm)	Width (mm)	Weight (kg/sheet)	Product Code	Application	Features	Options
9	900 (dado wall)	1200	7.3	R09MR09	GP	PR EJ	
9	2420	1200	19.3	R09MR24	GP	PR EJ	FR
9	3020	1200	24.1	R09MR30	GP	PR EJ	FR
9	3620	1200	29.0	R09MR36	GP	PR EJ	
9	4520	1200	36.2	R09MR45	GP	PR EJ	

Thickness	Length	Width	Weight	Product Code	Application	Features
9.5	2745	1200	32.9	XR0927	WA SE	PR EJ
9.5	3660	1200	43.9	XR0936	WA SE	PR EJ

*Refer to page 22 for use in Wet Area Application.

Refer page 2 for product Legend.

easycraft

easyline

easyline reflects the classic look of shiplap timber cladding with a wide, square groove. This lining fits well into almost any space, making it an ideal choice for a variety of designs.

Suitable for:

- Decorative Interior wall & ceiling lining
- Ideal replacement for traditional plasterboard
- Can be applied directly to a new frame or over an existing wall
- Residential applications: Dining, kitchen, lounge, family, bedroom, study, media, games
- Commercial applications: Foyers, classrooms, offices, rental properties, retail, restaurants, apartments, hotels, aged care facilities

Product features:

- Made in Australia using all Australian grown species
- Consistent board surface, no knot holes, splitting or splinters
- Features decorative profile to product face
- Hidden tongue & groove *easyjoin* system

Comparison to traditional plasterboard:

- No joint sealing or sanding required
- Comes pre-primed for faster, easier final coating
- The *easyjoin* system makes installation 50% quicker
- Provides high impact resistance, 300% tougher

Note: Profile runs the length of the panel.

Thickness (mm)	Length (mm)	Width (mm)	Weight (kg/sheet)	Product Code	Application	Features	Options
9	2420	1200	19.3	EL0924	GP	PR EJ	SO FR
9	3020	1200	24.2	EL0930	GP	PR EJ	SO FR
9	3620	1200	29.0	EL0936	GP	PR EJ	SO
9	4520	1200	36.2	EL0945	GP	PR EJ	

Thickness	Length	Width	Weight	Product Code	Application	Features
9.5	2745	1200	32.9	XL15027	WA SE	PR EJ
9.5	3660	1200	43.9	XL15036	WA SE	PR EJ

*Refer to page 22 for use in Wet Area Application.

Refer page 2 for product Legend.

easycraft

easyascot (classic)

easyascot is the perfect way to showcase that special room. Add an elegant touch or create a luxury feel with this high statement lining.

Suitable for:

- Decorative interior wall lining
- Internal feature walls complimented with easydado top rail
- Ideal replacement for traditional plasterboard
- Residential applications: hallway, entry areas, dining, lounge, family, bedroom
- Commercial applications: Corridors, foyers, classrooms, offices, rental properties, retail, restaurants, apartments, hotels, aged care facilities



Product features:

- Panel backing is primed to reverse for a smooth finish option as end fill for gaps less than 600mm
- Made in Australia using all Australian grown species
- Consistent board surface, no knot holes, splitting or splinters
- Features decorative profile to product face
- Hidden tongue & groove *easyjoin* system

Comparison to traditional plasterboard:

- No joint sealing or sanding required
- Comes pre-primed for faster, easier final coating
- The *easyjoin* system makes installation 50% quicker
- Provides high impact resistance, 300% tougher

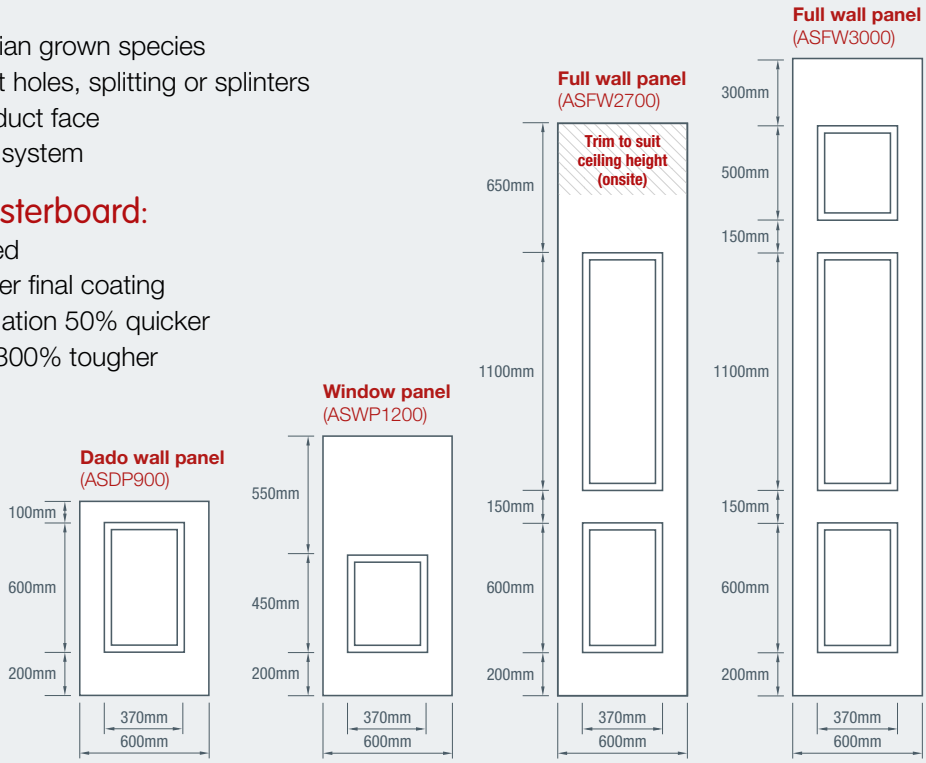

Ascot Panel Type	Thickness (mm)	Length (mm)	Width (mm)	Weight (kg/sheet)	Product Codes	Application	Features
Dado Wall Panel	9	900	600	3.6	ASDP900	GP	PR EJ
Window Panel	9	1200	600	4.8	ASWP1200	GP	PR EJ
Full Wall Panel	9	2700	600	10.8	ASFW2700	GP	PR EJ
Full Wall Panel	9	3000	600	12.0	ASFW3000	GP	PR EJ

Refer page 2 for product Legend.

easycraft

ascot.Vogue

The **ascot.Vogue** provides the luxury feel and formal aesthetics of the classic easyascot panel, but now has a more distinct profiled section, perfect for creating engaging wall features with a more contemporary style.

Suitable for:

- Decorative interior wall lining
- Internal feature walls complimented with Vogue.dado rail
- Ideal replacement for traditional plasterboard
- Residential applications: hallway, entry areas, dining, lounge, family, bedroom
- Commercial applications: Corridors, foyers, classrooms, offices, rental properties, retail, restaurants, apartments, hotels, aged care facilities



Product features:

- Panel backing is primed to reverse for a smooth finish option as end fill for gaps less than 600mm
- Made in Australia using all Australian grown species
- Consistent board surface, no knot holes, splitting or splinters
- Features decorative profile to product face
- Features 2mm ariss at joins
- Hidden tongue & groove *easyjoin* system

Comparison to traditional plasterboard:

- No joint sealing or sanding required
- Comes pre-primed for faster, easier final coating
- The *easyjoin* system makes installation 50% quicker
- Provides high impact resistance, 300% tougher

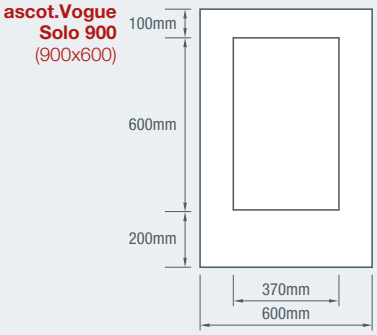

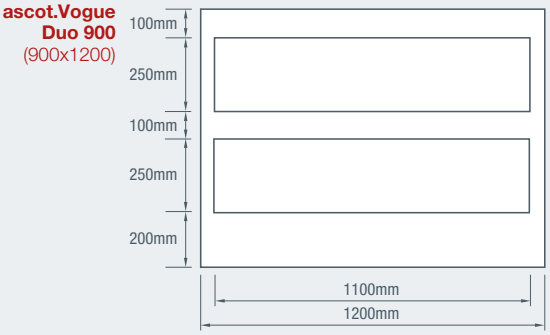

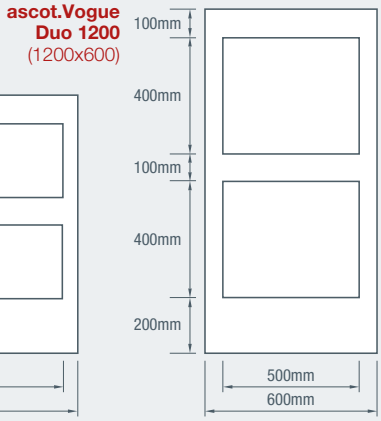

Ascot Panel Type	Thickness (mm)	Length (mm)	Width (mm)	Weight	Product Codes	Application	Features
Solo 900	9	900	600	3.2	ASVG90x60	GP	PR EJ
Duo 900	9	900	1200	6.0	ASVG90x120	GP	PR EJ
Duo 1200	9	1200	600	4.4	ASVG120x60	GP	PR EJ

Refer page 2 for product Legend.

easydado (classic)

easydado is designed to provide the perfect finish to dado wall installations, whether using easyVJ, easyregency or easyascot. Available in flat or rebate profiles to suit your project.

Suitable for:

- Finishing dado height, 9mm Easycraft wall linings
- Two profiles available – Rebated and Flat
- **easydado rebated** for a professional finish to the join between the dado wall panels and existing wall lining
- **easydado flat** for use as a decorative dado rail or picture hanging rail feature
- Covering decorative lining transitions and joins
- Linings installed onto frames or over an existing wall

Product features:

- Manufactured from finger jointed pine
- Available in flat or rebated profiles to suit your project
- Straight and true moulding rail
- Pre-undercoated finish requires minimal preparation before final painting

EASYDADO FLAT

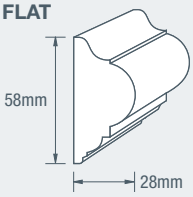

EASYDADO REBATED

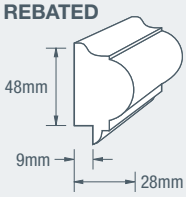

Profile - Installed cross section

FLAT

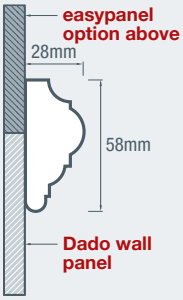

REBATED

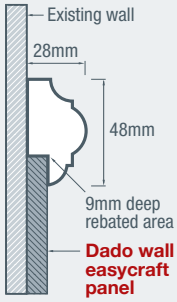

Profile	Length (mm)	Width (mm)	Weight (kg/length)	Product Code	Application	Features
Rebated	3600	48 x 28	3.4	DR48X28R	GP	PR
Flat	3600	58 x 28	3.4	DR58X28F	GP	PR

Refer page 2 for product Legend.

easycraft

Vogue.dado

To compliment the new **ascot.Vogue** panelling range, easycraft has developed the new Vogue.dado Rail, more suited to the contemporary styling, providing the perfect finish for your dado feature wall.

Suitable for:

- Finishing dado height, 9mm Easycraft wall linings
- **Vogue.dado rebated** for a professional finish to the join between the dado wall panels and existing wall lining
- Covering decorative lining transitions and joins
- Linings installed onto frames or over an existing wall

Product features:

- Manufactured from MDF MR
- Straight and true moulding rail
- Pre-undercoated finish requires minimal preparation before final painting
- Rebated to suit 9mm Easycraft panels

VOGUE.DADO REBATED

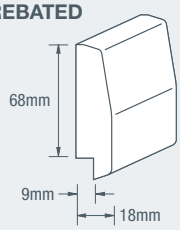

Profile - Installed cross section

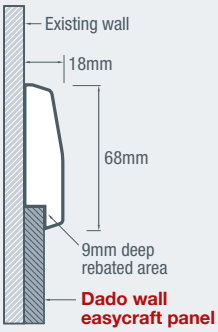

Profile	Length (mm)	Width (mm)	Weight (kg/length)	Product Code	Application	Features
Rebated	3600	68 x 18	3.0	DRVOG68R	GP	PR

Refer page 2 for product Legend.

easycraft

wet areas - inside & out

A hardwood product specifically made for use in high moisture interior and semi-exterior applications, available in a large range of decorative profile designs.

Suitable for:

- Interior (wet area) & semi-exterior wall & ceiling lining (eaves, alfresco, soffit linings)
- Ideal for use in high moisture and humidity areas
- Residential applications: Bathrooms, kitchens, laundries, covered outdoor area
- Commercial applications: Offices, rental properties, retail, restaurants, apartments, hotels, aged care facilities

Product features:

- Made in Australia using all Australian grown species
- Consistent board surface, no knot holes, splitting or splinters
- Features multiple decorative grooving options
- Hidden tongue & groove *easyjoin* system

Comparison to traditional plasterboard:

- No joint sealing or sanding required
- Comes pre-primed for faster, easier final coating
- The *easyjoin* system makes installation 50% quicker

Note: Not suitable for fully exposed external applications or directly subjected to water. If being installed into a wet area refer to guidelines for installing Easycraft wall linings in bathrooms, laundries and kitchens on our website.

Profile		Length (mm)	2745	3660	Application	Features
		Width (mm)	1200	1200		
		Thickness (mm)	9.5	9.5		
easyvj® 100			XV0927	XV0936	WA SE	PR EJ
easyvj® 150			XV15027	XV15036	WA SE	PR EJ
easygroove® 150	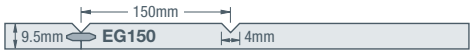		XG15027	XG15036	WA SE	PR EJ
easygroove® 300			XG30027	XG30036	WA SE	PR EJ
easygroove® random	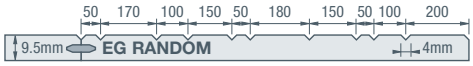		XGRAN27	XGRAN36	WA SE	PR EJ
easyline®			XL15027	XL15036	WA SE	PR EJ
easyregency®			XR0927	XR0936	WA SE	PR EJ
easypanel®			XS0927	XS0936	WA SE	PR EJ

Refer page 2 for product Legend.

easycraft

expression series

Easycraft's new **Expression Series** offers a range of decorative finishes which provide the latest in contemporary styling, offering stunning and versatile aesthetics in any project. Create your desired atmosphere and bold design features with patterns that will suit a variety of spaces.

Honeycomb



Chevron

Roman Brick



Circles



Cobblestone

General Purpose Interior



American Oak Veneer

American Walnut Veneer

Feature Blackbutt Veneer

Textured Surface Raw

Wet Area - Semi Exterior



Pattern	Length (mm)	Width (mm)	Thickness (mm)	Weight (kg/sheet)	Primed Finish Code	Application	Features
Honeycomb	2720	1200	9	21.9	EX27 MR-HON	GP	PR EJ
Chevron	2720	1200	9	21.9	EX27 MR-CHE	GP	PR EJ
Roman Brick	2720	1200	9	21.9	EX27 MR-ROM	GP	PR EJ
Circles	2720	1200	9	21.9	EX27 MR-CIR	GP	PR EJ
Cobblestone	2720	1200	9	21.9	EX27 MR-COB	GP	PR EJ

Pattern	Length (mm)	Width (mm)	Thickness (mm)	Weight (kg/sheet)	American Oak Raw Finish Code	American Walnut Raw Finish Code	Feature Blackbutt Raw Finish Code	Application	Features	Options
Honeycomb	2400	1200	10	21	EX24 AO-HOC	EX24 AW-HOC	EX24 FB-HOC	GP	RA EJ	CL FR
Chevron	2400	1200	10	21	EX24 AO-CHE	EX24 AW-CHE	EX24 FB-CHE	GP	RA EJ	CL FR
Roman Brick	2400	1200	10	21	EX24 AO-ROM	EX24 AW-ROM	EX24 FB-ROM	GP	RA EJ	CL FR
Circles	2400	1200	10	21	EX24 AO-CIR	EX24 AW-CIR	EX24 FB-CIR	GP	RA EJ	CL FR

Pattern	Length	Width	Thickness	Weight	Primed Finish Code	Application	Features	Options
Honeycomb	2745	1200	9.5	35.3	EX27 CL-HON	WA SE	PR EJ	
Chevron	2745	1200	9.5	35.3	EX27 CL-CHE	WA SE	PR EJ	
Roman Brick	2745	1200	9.5	35.3	EX27 CL-ROM	WA SE	PR EJ	
Circles	2745	1200	9.5	35.3	EX27 CL-CIR	WA SE	PR EJ	
Cobblestone (Textured)	2745	1200	9.5	35.3	EX27 CTP-COB	WA SE	PR EJ	
Cobblestone (Textured)	2745	1200	9.5	35.3	EX27 CTR-COB	WA SE	RA EJ	CL

Refer page 2 for product Legend.

easycraft

easyscreen

Ideal for use in commercial and residential applications either as feature wall art décor or screening for areas such as patios, pergolas or to create private spaces around the home or office.

Mini range suitable for:

- Unique look to finish off a feature wall or entrance area
- Creating a strong visual impact through the use of multiple panels, both vertically and horizontally
- Smaller feature partitioning or simply used as wall art décor

Halo

Nature

Retro



Studio

Standard range suitable for:

- Privacy Screening in interior Commercial and Residential Applications
- Undercover areas such as patios and pergolas
- Unique backdrop to a BBQ area
- Personal private spaces around the home or office

Halo

Nature



Retro



Studio

Cube



Design Name	Thickness (mm)	Length (mm)	Width (mm)	Product Codes	Weight (kg/sheet)	Application	Features
Mini	9	1200	600	ES09MR12	5	GP	PR
Standard	12	2720	1214	ES12MR27	28	GP	PR

Design Name	Thickness	Length	Width	Product Codes	Weight	Application	Features
Mini	9.5	1200	600	ES09CL12	8	WA SE	PR
Standard	9.5	2745	1200	ES09CL27	28	WA SE	PR

Refer page 2 for product Legend.

easycraft

easyveneer

easyveneer makes it easy to create stunning timber walls or ceilings. Available in a wide range of veneers and spacings to help you create an amazing feature.

Suitable for:

- Decorative Interior wall & ceiling lining
- Add a touch of timber to any space
- Residential applications: Lounge, dining, bedroom, family, entertaining, games
- Commercial applications: Foyers, classrooms, offices, rental properties, retail, restaurants, apartments, hotels, aged care facilities

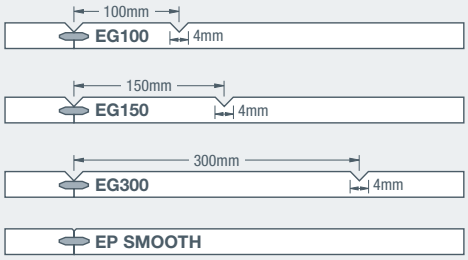

Product features:

- A range of distinct veneer finishes to choose from
- Features decorative profile, available in various centre spacing options
- Option to finish raw or with a clear lacquer
- Veneer face on MDF base with lower grade on back
- Hidden tongue & groove *easyjoin* system
- Hoop Pine ply in AC grades and 9mm & 12mm
- Veneers available in 10mm & 13mm (to order) thickness
- Consistent board face – no knot holes, splitting, warping or splinters
- Easier and faster to install than timber planks or plasterboard

Tasmanian Oak

Feature Blackbutt

American Walnut

American Oak

Veneer	Thickness (mm)	Length (mm)	Width (mm)	Weight (kg/sheet)	Product Code	Application	Features	Options
Tas Oak	10 & 13	2400	1200	21 (10mm)	TASEG1024*	GP	RA EJ	SO CL CP FR
Feature Blackbutt	10 & 13	2400	1200	21	FBEG1024*	GP	RA EJ	SO CL CP FR
American Oak	10 & 13	2400	1200	21	AOEG1024*	GP	RA EJ	SO CL CP FR
American Walnut	10 & 13	2400	1200	21	AWEG1024*	GP	RA EJ	SO CL CP FR

*Confirm profile type, centre spacings and options at time of ordering
Supplied Raw or with Lacquer Finished Applied

Refer page 2 for product Legend.

easyclear coating

A range of high quality commercial grade finishes, from pre-primed ready for your final finish, to a pre-finished premium clear lacquer, suitable for undercover applications.

PR Pre-primed

Commercial grade undercoat applied, ready for your onsite final coat finish.

CL Clear lacquer

Clear matt finish with two coats to front and one coat to back. Perfect for interior wall and ceiling applications.

WW White wash



Tinted lacquer finish producing a limed white wash effect, enhancing ply grain and added protection against yellowing.

CP Premium (semi-exterior)

Clear finish. Producing a richer finish, suited for high traffic areas and semi-exterior applications.

easycraft

finishing options

Visit **easycraft.com.au** for videos on how to install Easycraft wall panels

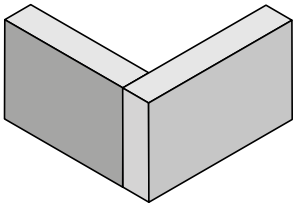

Butt

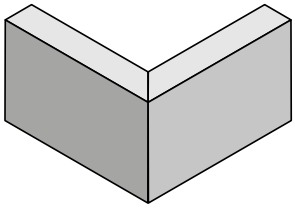

Mitre

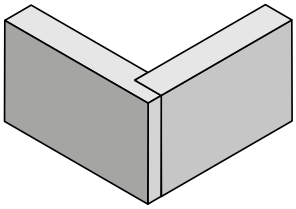

Rebated

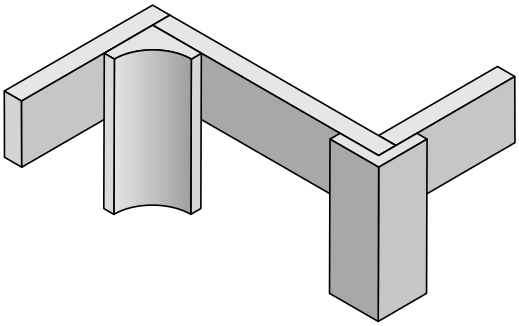

Internal and external corner moulding

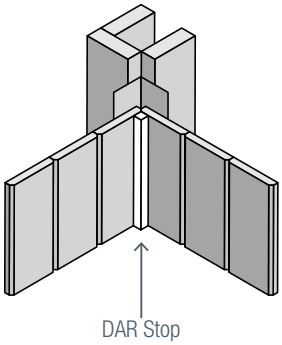

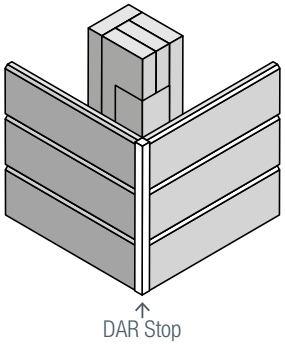

Internal and external corners using DAR Stops

Below are some examples of product found in your local Reseller that may compliment and provide options in finishing off your Easycraft panel project. **Note: Easycraft supply 3 dado rails that suit our dado size panels (rebated) and full wall size panels (flat).**

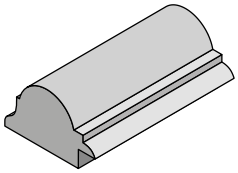

easydado - Rebated

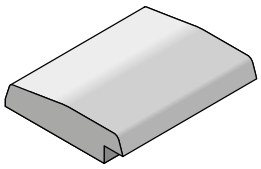

Vogue.dado - Rebated

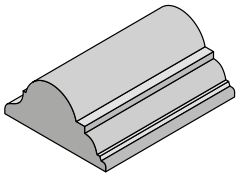

easydado - Flat

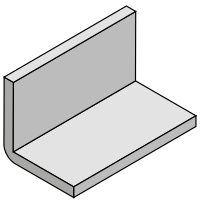

External Corner

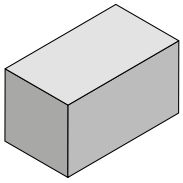

Stops DAR

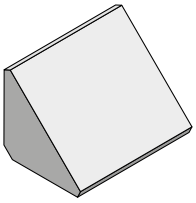

Tri-Quad Corner Moulding

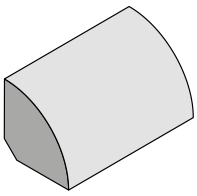

Quad Corner Moulding

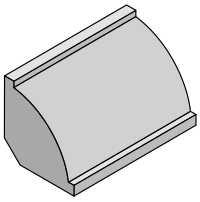

Ovolo Corner Moulding

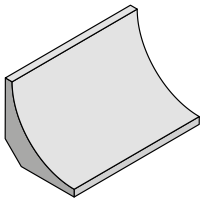

Scotia Corner Moulding

general product & installation

Visit **easycraft.com.au** for videos on how to install Easycraft wall panels

General Product Information

- Product should be delivered to site a minimum 48 hours prior to installation and stored in the environment of where it is to be installed to allow it to acclimatise.
- The framing must be straight and true.
- For Wall & Ceiling applications framing can be placed at 600mm centres or less. We recommend for ceilings, framing placed at 450mm.
- Easycraft wall linings can be joined off the studs but these joins must be supported by additional noggins at 450mm maximum spacing.
- Fixings should be positioned no closer than 25mm to a corner and no closer than 15mm to the edge. This positioning will prevent splintering and breakout.
- A 10mm gap must be left at the floor if the wall lining is being installed only part way up the wall.
- A 5mm gap must be left at the top of the sheet if the wall lining is being installed from floor to ceiling.
- A 0.5mm expansion gap should be allowed at each join. Do not 'Hard Knock' the panels together.
- For each metre width of wall or ceiling, allow approx. 1.0mm for an expansion gap at the outer perimeters of your wall or ceiling. (e.g. 6m wall x 1.0mm = 6mm therefore leave a 3mm gap at each outer edge of wall or ceiling)
- Decide how you wish to finish off internal and external corners before you install the first sheet.
- Where an internal wall lining is backing onto an external wall we recommend the back surface of the wall lining be undercoated with a paint primer.
- When installed as a ceiling lining the back of the sheet should be undercoated prior to installation. We recommend for ceiling applications that you DO NOT end butt sheets due to the potential for movement.
- For high moisture areas, bathrooms, laundries and semi exterior use, we recommend using our 'Wet Area' products.

These are recommendations only.

Always consult with a local Registered Builder experienced in the use of these types of products and to ensure you comply with all relevant building regulations.

Pre-conditioning of boards prior to installation

Pre-conditioning MDF boards is recommended to ensure that they attain an equilibrium moisture content (EMC) before fixing, so as to reduce the likelihood of bowing or shrinkage after they have been fixed. Some boards may achieve an EMC simply by being stored for some time in the location where they are to be used without any positive conditioning.

Never store material outdoors or in an open area (verandah) or areas with newly poured concrete or in rooms that have been recently plastered. Always try to store the board in the area that they are to be used on gluts lifted up off the floor and let acclimatise.

MDF MR Material

As with solid wood, MDF is a hygroscopic material (meaning it readily takes up and retains moisture), thus its moisture content depends on the relative humidity and air temperature in the surrounding environment. As the moisture content of MDF changes, it is subject to dimensional changes.

There are many variables which can ultimately affect the performance of timber, including the surrounding environment, quality of installation and quality of framing. But managing changes in the environment humidity levels and moisture content plays a very important role in achieving the best results from the product. In environments that can experience large changes in air temperature and humidity you may experience movement in the panels, either expansion or shrinkage.

general product & installation

Visit **easycraft.com.au** for more information on how to install easycraft products

Tools and Equipment Required

- Tape Measure
- Hand Saw or Power Saw
- Hammer / Nail Gun or Screw Gun
- Pencil
- Spirit Level
- String Line
- Caulking Cartridge Gun or Spatula
- P1 or P2 Dust Mask
- Safety Glasses (complying with AS1337)

Cutting:

Easycraft Wall Linings can be easily cut with a Power Saw or Hand Saw. When using a Power Saw, cut the board with the face side down. When using a Hand Saw, cut the board with the face side up.

Fixing:

If fixing with power tools ensure the driving pressure is only sufficient to drive the head marginally below the surface. If the driving pressure is too high and the nail is driven in too far, splitting of the board could occur and tool marks will show.

Please refer to our website, Help Centre for more detailed product and installation information.

Safety

Easycraft products are manufactured from wood products. Accordingly, machine tools should be fitted with dust extractors and operators should wear a dust mask and eye protection. Further information is contained in the respective product Material safety Data Sheets (MSDS) available on our web site.

Wet Area Paint Finishes

Paint Manufacturers' may not offer a warranty when applying their paint product onto another manufacturer's base primer.

We recommend you trial the application of the final paint coat onto our primer prior to installation and your final application.

Wet Area products can be ordered as a raw, unprimed product to allow you to apply both the base primer and final coat from the paint manufacturer of your choice.

Consumables

The following is a list of products that are suggested will perform in typical product applications.

- **Nails**

  Must be long enough to penetrate the studs at least 30mm.

  Fixing wall linings:

  - Hammer – use 2mm x 40mm anti-rust bullet head nail
  - Nail Gun – use Paslode ND Brads 14ga x 45mm

  Fixing ceiling linings:

  - Nail Gun – use Paslode Duo-Fast C2.5 x 45 Ring Shank

- **Screws**

  Fixing into timber frame:

  ICCONS: Needle point CSK head part No. TP796)
  - 8 -15 x 20 or 30mm

  ICCONS: Collated
  - Needle point CSK head collated (IC Find # 796C or 798C)
  - 8 -15 x 20 or 30mm

  Fixing into steel frame:

  ICCONS: Self-Drilling CSK head Self embed head (part No. TP326)
  - 8 -18 x 20 or 30mm

  ICCONS: Collated
  - Self-Drilling CSK head Self embed head collated (IC Find # 344C or 346C)
  - 8 -15 x 20 or 30mm

- **Glues**

  A flexible construction adhesive or stud adhesive should be used for fixing the sheets to the studs and noggins.

- **Miscellaneous**
  - Spacers – use off cuts of the 9mm MDF or 10mm timber pieces.
  - PVA adhesive for glueing corners together and mouldings in place.
  - Best to use a Timber based filler to fill nail or screw holes.

Easycraft has a policy of continuous product testing and improvement. For this reason we reserve the right to make any changes or modifications to the information contained in this document as we consider necessary and without notice. E&OE.

section 2
specification guide

Easycraft has a long history of working with Specifiers to understand their projects needs and challenges. Found within the following pages, we provide fit for purpose solutions making Easycraft an easy specification solution for your project.

interior wall system	34
features & benefits	35
performance considerations	36
specification easy reference guide	37
building classification	39
building classification application matrix	40
sound isolation performance	41
sound isolation applications	42
definitions/glossary of terms	47
material reference summary	48
accreditations	49

interior wall system

The Specification Guide has been developed to assist Architects, Specifiers, Interior Designers, and Builders in the selection of wall systems using Easycraft products.

Easycraft products contribute to the performance of the building envelope. Within our Specification Guide we have provided lightweight wall system solutions to cater for a variety of wall applications within education, office, retail, aged care and residential developments.

Easycraft Wall Panel System example

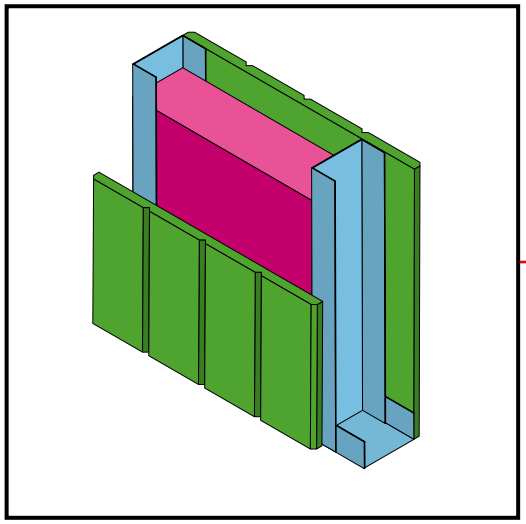

For further assistance or customised design solutions for your project, please contact your Local Distributor.

Note: The design of acoustic walls is a specialised field and requires the services of a professional consultant/engineer. The Specification Guide has been prepared and reviewed in conjunction with Dr. Mike Corrigan (MAAS). In specific applications the use of an appropriate consultant should be considered.

features & benefits

Accreditation

Easycraft is committed to producing products that use environmentally sustainable timbers, sourced using best practice management systems, comply with national construction building codes and promotes the benefits of using Australian grown and made wood based products. Refer back page for more detail.

Point of Difference

For years buildings have been designed with the use of plasterboard as an internal lining, providing clean and sterile environments. Architects and Interior Designers now have a flexible choice with Easycraft panelling.

With profiles that cannot be attained by traditional lining manufacturers (plasterboard, cement sheet & lining boards) Easycraft provide design flexibility to be able to create environments that match period styles or designs with a more contemporary feel.

Architects and Interior Designers now have a wall lining material that provides them with linear lines of their choosing. When applied horizontally or vertically it creates a visual illusion of a wider and taller environment. With the array of sizes offered you can create an environment using Easycraft panels as a point of difference with flexibility and choice.

Bespoke

Easycraft collaborates closely with Architectural firms and Interior Designers to create bespoke finishes. Easycraft enjoys the ability to be part of the Architects or Interior Designers vision and design process to create a finished product of their imagination.

Easycraft has access to a large range of materials available in a range of thicknesses that provide flexibility and performance choices with your design options.

Your design is only limited by your imagination…

Ease of Installation

Easycraft's *easyjoin* system provides a means to join one board to the next easily and seamlessly. The *easyjoin* system allows you to install your selected profile with no sign of interruption. Easycraft panels are easy to install, so much so that we have significant popularity among DIY home improvers.

Within commercial projects, it can be installed by one of the following contractors; Carpenter, Plastering Contractor or Joinery Contractor.

Efficient & Cost Effective

Installed (providing a primed surface) three times faster than installed and primed plasterboard. Twenty times faster when drying time is included.

Convenient sizes are available, limiting the requirement for cutting on-site, meaning significantly less waste, less mess and less labour costs.

By comparison to alternative feature walls (timber, rendered, textured paint) Easycraft panels are approximately the same cost as supplied and installed plasterboard!

Making it a cost effective way to provide a wall or ceiling feature or providing a quicker installation alternative to plasterboard.

Compared with traditional forms of lining boards, a carpenter is required to install 8 to 9 boards versus 1 sheet of Easycraft (64 nails vs 6-8 nails). Significantly less time required for installation and less time required for a painter to patch and paint thereafter.

performance considerations

Structural Integrity

Areas subject to wear and tear need special consideration to reduce damage and maintenance costs. High traffic areas are commonly found in: shopping centres, educational facilities, hotels, airports, correctional centres, hospitals, garages, home gyms, corridors and rumpus rooms.

There are various measures of the strength of Easycraft Panels vs. traditional plasterboard.

These include Modulus of Rupture or Flexural Strength and Impact testing of a wall construction (Hard body NCC Volume One Specification C1.8) up to 7 times the flexural strength of plasterboard at the same thickness. When measured against these standards Easycraft fabricated walls have up to 300% the impact resistance of ordinary plasterboard and up to 50% greater than high impact plasterboard.

Therefore the Easycraft range of Wall and Ceiling Linings can be used in areas such as gymnasiums, corridors and other high traffic areas (subject to meeting other NCC code requirements) and at the same time also reduce the noise transfer across adjoining partitions.

Sound Isolation

Easycraft commissioned CSIRO to conduct testing to ISO 140-3 Acoustics -- Measurement of sound insulation in buildings and of building elements -- Part 3: Laboratory measurements of airborne sound insulation of building elements and rating the results to ISO 717-1 Acoustics -- Rating of sound insulation in buildings and of building elements -- Part 1: Airborne sound insulation on a variety of lined steel framed wall systems using Easycraft's range of linings as the external face of the walls. These systems reflected the use of combinations of internal linings that can be used in new or retro fit installations.

The sound isolation acoustic performance of these walls also allowed a comparison with other similar lined plasterboard wall systems, an ability to project results from differing wall constructions and to assist in recommendations for various applications.

As Easycraft General Purpose Panels has a similar thickness (9mm vs. 10mm) and weight/m^2 (6.9kg vs. 6.5kg) as 10mm plasterboard, it could be considered as a lining similar to traditional plasterboard in performance.

Thermal Performance

The NCC Volumes One and Two detail energy provisions for building elements in most classes of buildings.

The deemed to satisfy requirements detail the total R value of building elements that comply. These are detailed in NCC Volume One Specification J1.3, for example. Typical internal linings made from plasterboard have a contribution of 0.06 m^{2}K/W to the total R value of the building element which is typically less than 3% of the insulated total R value.

The AIRAH technical manual 2013 gives the thermal resistance per unit thickness of ECP base materials at 640kg/m^3 as 0.083m^{2}K/W. Therefore a 9mm thick Easycraft panel has an R value of 0.075m^{2}K/W. This value is slightly higher than traditional R value for plasterboard 10mm linings of 0.059m^{2}K/W and therefore the existing total R values in the deemed to satisfy requirements can be used for building elements with the Easycraft Panels used as alternative internal linings material.

Fire Performance

The fire performance requirements of the NCC are dependent on the classification of the building see BCA Building Classifications - page 39.

Stand-alone residential buildings Class One (Volume 2 NCC) have a low fire specification unless they fall into the requirements of bushfire areas (AS 3959 Construction of buildings in bushfire prone areas).

Other buildings covered by the NCC Volume One classifications 2 to 9 may have two levels of fire performance.

Fire performance requirements of Internal linings are covered by Clause 1.10 of the code and provide location usage based on the group number achieved in the Corner Burn test ISO 9705 Fire tests -- Full-scale room test for surface products.

The applicable usages of Easycraft linings (Easycraft Panel - General Purpose (GP) group 3, Easycraft Panel - Fire Resistance (FR) group 1 to NCC requirements are detailed in the building classification application matrix - page 40.

Structural building components or elements designed to prevent the spread of fire can also be specified in certain areas as detailed in NCC Volume One section C1.1.

Fire systems in these requirements are rated to withstand a fire under test conditions for a certain period of time NCC Volume One Specification C1 and Volume Two Parts 3.7.1. These requirements are known as the Fire Resistance Level (FRL). Further information in NCC Volume One Specification A2.3. Where a FRL is a requirement, the use of Easycraft linings may not be suitable.

specification easy reference guide

We have categorised our products to comply/conform with the NCC Specifications C1.10-4 requirements, as such our product nominations consist of:

Easycraft Panels perform to a Group 3 rating and are nominated as;

GP **EASYCRAFT PANEL – GENERAL PURPOSE INTERIOR**

WA **EASYCRAFT PANEL – WET AREA INTERIOR**

SE **EASYCRAFT PANEL – SEMI EXTERIOR**

Fire Resistant Easycraft Panels perform to a Group 1 rating and are nominated as;

FR **EASYCRAFT PANEL – FIRE RATED INTERIOR**

This Specification Guide highlights our range of Product Profiles, recommended **Application Areas (A)**, **Material Thickness (B)** and **Surface Finishing Options (C)**. Refer Page 2 for full Product Legend description.

Product Name	Product Profile	A Application	B Thickness (mm)	C Surface Finish Option	Description (A+B+C)
easypanel		GP WA SE FR	9,12 9.5 12	PR RA	*The framing shall be lined on the ..... side with ..... layer(s) of* ***Easycraft easypanel smooth*** *(A)..... at (B).....mm and have a (C)..... finish.*
easygroove 150 or 300	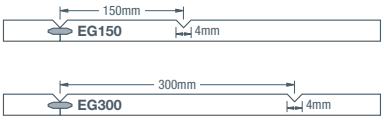	GP WA SE FR	9,12 9.5 12	PR RA	*The framing shall be lined on the ..... side with ..... layer(s) of* ***Easycraft easygroove*** *with ..... centres (A)..... at (B).....mm and have a (C)..... finish.*
easygroove random	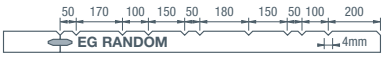	GP WA SE FR	9,12 9.5 12	PR RA	*The framing shall be lined on the ..... side with ..... layer(s) of* ***Easycraft easygroove random*** *(A)..... at (B).....mm and have a (C)..... finish.*
easyvj	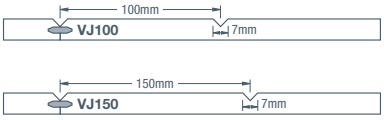	GP WA SE FR	9,12 9.5 12	PR RA	*The framing shall be lined on the ..... side with ..... layer(s) of* ***Easycraft EasyVJ*** *with ..... centres (A)..... at (B).....mm and have a (C)..... finish.*

***Note:** FR Board subject to availability. easyveneer and expression (veneers) perform to a Group 2 rating.

easycraft

specification easy reference guide

Product Name	Product Profile	A Application	B Thickness (mm)	C Surface Finish Option	Description (A+B+C)
easyregency		GP WA SE FR	9,12 9.5 12	PR RA	*The framing shall be lined on the ..... side with ..... layer(s) of* ***Easycraft easyregency 150 centres*** *(A)..... at (B).....mm and have a (C)..... finish.*
easyline	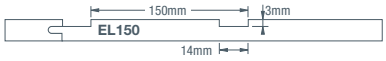	GP WA SE FR	9,12 9.5 12	PR RA	*The framing shall be lined on the ..... side with ..... layer(s) of* ***Easycraft easyline*** *with..... centres (A)..... at (B).....mm and have a (C)..... finish.*
easyascot (classic) **ascot.Vogue**	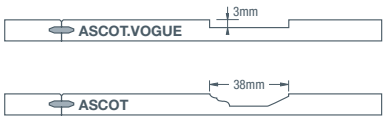	GP	9,12	PR RA	*The framing shall be lined on the ..... side with ..... layer(s) of* ***Easycraft easyascot / ascot.Vogue*** *..... panels (A)..... at (B).....mm and have a (C)..... finish.*
easyveneer	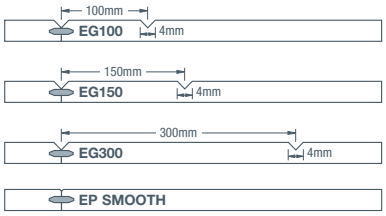	GP FR Group 2 rating	10,13 12	RA CL WW CP	*The framing shall be lined on the ..... side with ..... layer(s) of* ***Easycraft easyveneer (..... type)*** *with..... centres (A)..... at (B).....mm and have a (C)..... finish.*
expression series	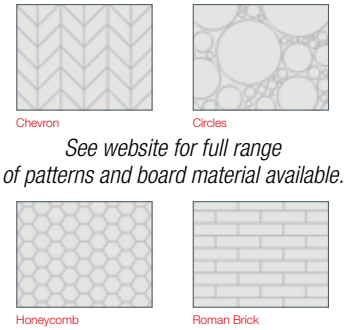 *See website for full range of patterns and board material available.*	GP WA SE FR Group 2 rating	9,10,13 9.5 12	PR RA CL	*The framing shall be lined on the ..... side with ..... layer(s) of* ***Easycraft expression series (..... type ..... pattern)*** *(A)..... at (B).....mm and have a (C)..... finish.*

***Note:** FR Board subject to availability. easyveneer and expression (veneers) perform to a Group 2 rating.

building classification

Buildings are classified into classes by the National Construction Code (NCC) Volume One & Two. These classes may then deem to have specific energy efficiency, fire performance and acoustic requirements to provide suitable amenity for building users and owners. These classes are defined as follows:

BCA Building Classifications

Class 1: one or more buildings, which in association constitute:

(a) Class 1a - a single dwelling being

(i) A detached house; or

(ii) One of a group of two or more attached dwellings, each being a building, separated by a fire-resisting wall, including a row house, terrace house, town house or villa unit; or

(b) Class 1b - a boarding house, guest house, hostel or the like

Class 2: a building containing 2 or more sole-occupancy units each being a separate dwelling.

Class 3: a residential building, other than a building of Class 1 or 2, which is a common place of long term or transient living for a number of unrelated persons, including:

(a) A boarding house, guest house, hostel, lodging house or backpackers accommodation; or

(b) A residential part of a hotel or motel; or

(c) A residential part of a school; or

(d) Accommodation for the aged, children or people with disabilities; or

(e) A residential part of a healthcare building, which accommodates members of staff

Class 4: a dwelling in a building that is Class 5, 6, 7, 8 or 9 if it is the only dwelling in the building.

Class 5: an office building used for professional or commercial purposes, excluding buildings of Class 6, 7, 8 or 9.

Class 6: a shop or other building for the sale of goods by retail or the supply of services direct to the public

Class 7: a building, which is:

(a) Class 7a - a car park; or

(b) Class 7b - for storage, or display of goods or produce for sale by wholesale.

Class 8: a laboratory, or a building in which a handicraft or process for the production, assembling, altering, repairing, packing, finishing, or cleaning of goods or produce is carried on for trade, sale, or gain.

Class 9: a building of a public nature:

(a) Class 9a - a health-care building; including those parts of the building set aside as a laboratory; or

(b) Class 9b - an assembly building, including a trade workshop, laboratory or the like in a primary or secondary school, but excluding any other parts of the building that are of another Class; or

Class 9c: an aged care building.

Class 10: a non-habitable building or structure.

building classification application matrix

Easycraft Internal Wall and Ceiling Lining Application Matrix

The table below highlights the Areas of Use for Easycraft Panel - General Purpose Interior (GP) and Easycraft Panel Interior - Fire Resistant (FR) when referenced against the NCC wall and ceiling lining material group requirements (NCC Volume One, Spec C1.10-4 Table 3).

GP EASYCRAFT PANEL - GENERAL PURPOSE GROUP 3 FR EASYCRAFT PANEL - FIRE RATED INTERIOR GROUP 1

Class of Building	Fire Isolated Exits & Fire Control Rooms	Public Corridors		Specific Areas		Other Areas
	Wall/Ceiling	Wall	Ceiling	Wall	Ceiling	Wall/Ceiling
Class 1	FR	N/A	N/A	GP	GP	N/A
Class 2 or 3 Excluding accommodation for the aged, people with disabilities and children						
Unsprinklered	FR	FR	FR	GP FR	GP FR	GP FR
Sprinklered	FR	GP FR	GP FR	GP FR	GP FR	GP FR
Class 3 or 9a Accommodation for the aged, people with disabilities, children and healthcare buildings						
Unsprinklered	FR			FR	FR	GP FR
Sprinklered	FR	FR	FR	GP FR	GP FR	GP FR
Class 5 6 7 8 or 9b schools						
Unsprinklered	FR	FR	FR	GP FR	FR	GP FR
Sprinklered	FR	GP FR	GP FR	GP FR	GP FR	GP FR
Class 9b other than schools						
Unsprinklered	FR			FR	FR	GP FR
Sprinklered	FR	FR	FR	GP FR	GP FR	GP FR
Class 9c						
Sprinklered	FR	FR	FR	GP FR	GP FR	GP FR

For the purpose of this Table:

1. "Sprinklered" means a building fitted with a sprinkler system complying with Specification E.5.

2. "Specific areas" means within:
   (a) For Class 1 buildings detached housing (Note specific requirements of AS 3959 may apply in bushfire areas).
   (b) For Class 2 and 3 buildings a sole-occupancy unit.
   (c) For Class 5 buildings open plan offices with a minimum floor dimension/ floor to ceiling height ratio >5.
   (d) For Class 6 buildings shops or other building with a minimum floor dimension/floor to ceiling height ratio >5.
   (e) For Class 9a health-care buildings patient care areas.
   (f) For Class 9b theatres and halls etc. an auditorium.
   (g) For Class 9b schools a classroom.
   (h) For Class 9c aged care buildings resident use areas.

3. Where water resistant walls are required as per NCC Volume One Fl.7 and Volume Two Part 3.8.1 Easycraft Wet Area product should be used for the lining application. Water resistant is defined in AS 3740 Waterproofing and wet areas and Clause 3.8.1 of NCC Volume Two.

sound isolation performance

Sound Isolation of Walls

The airborne acoustic performance (or sound isolation) of wall systems is generally defined by its weighted sound reduction index Rw and the spectrum adaptation terms C, Ctr. These terms have been adopted to take into consideration specific noise sources. For example the relevant terms C applies to living activities and children playing whereas the Ctr term applies to noise sources such as urban traffic noise, disco music and other low frequency sources. In many cases the use of acoustic products is mandated by the Building Code of Australia for building elements such as walls to comply with specified performance requirements. Commercial framed walls lined with plasterboard have their acoustic performance defined by a range of factors such as;

- The weight/m^2(kg) and /or thicknesses(mm) of the linings
- The framing material (steel or timber)
- The wall or stud thickness (e.g. 64mm or 92mm)
- Framing centres (600mm or other)
- The nature of the acoustic infill if any within the wall cavity (material type, density and thickness)

The impact of changing these variables can be readily seen from the extensive material published by plasterboard lining suppliers. The published Rw of some common plasterboard walls with insulation in the cavity are detailed below:

Table One:

Rw for Steel Wall Framed Single Stud at 600mm Centres with Insulation in the Cavity

Plasterboard thickness mm either side	Total Number of lining layers	Example	Wall Cavity 64mm Thickness	Wall Cavity 92mm Thickness
10/10	2	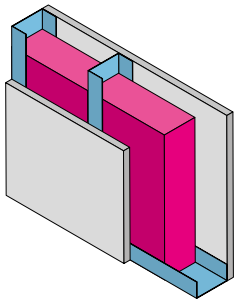	Rw 39	Rw 40
10/2X10	3	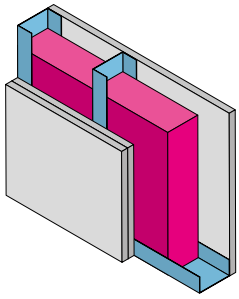	Rw 43	Rw 45
2X10/2x10	4	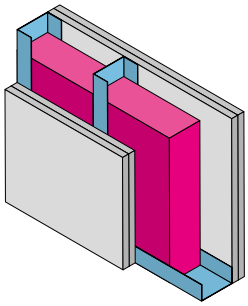	Rw 48	Rw 50

Sound Isolation Applications

Easycraft commissioned CSIRO to conduct testing to ISO 140-3 Acoustics - Measurement of sound insulation in buildings and of building elements - Part 3: Laboratory measurements of airborne sound insulation of building elements and rating the results to ISO 717-1 Acoustics - Rating of sound insulation in buildings and of building elements - Part 1: Airborne sound insulation on a variety of lined steel framed wall systems using Easycraft's range of linings as the external face of the walls. These systems are examples of interior lining options for new or retrofit installations.

The acoustic performance of these walls also allowed a comparison with other similar lined plasterboard wall systems, an ability to project results from differing wall constructions and to assist in recommendations for various applications.

As Easycraft Panel - General Purpose has a similar thickness (9mm vs. 10mm) and weight/m² (6.9kg vs. 6.5kg) as 10mm plasterboard, it could be considered as a lining similar to traditional plasterboard in performance. Thus the above results can be compared to the data in Table One in similar combinations of layers of similar thicknesses and weights.

The results in Table Two show that the Easycraft range of wall linings performs as well or slightly better than plasterboard wall constructions with similar wall thicknesses and weight.

(Full product specification details can be found within the Product Data Sheet)

These results are summarised below:

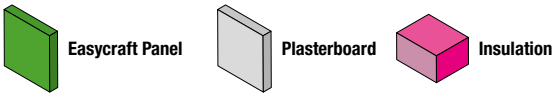

Table Two:

Rw for Steel Wall Framed Internal Single Stud at 600mm Centres

Wall Configuration	Stud Size (mm)	Footprint width (mm)	Acoustic Rating	Example
1x Easycraft General Purpose 9mm (EP-GP) 1x Fletcher Insulation 75mm Pink Partition 11kg/m³ 1x Easycraft General Purpose 9mm (EP-GP)	64	82	Rw 41	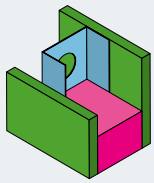
1x Easycraft General Purpose 12mm (EP-GP) 1x Fletcher Insulation 75mm Pink Partition 11kg/m³ 1x 10mm Plasterboard	64	86	Rw 43	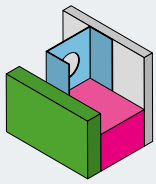
1x Easycraft General Purpose 9mm (EP-GP) 1x 10mm Plasterboard 1x Fletcher Insulation 75mm Pink Partition 11kg/m³ 1x 10mm Plasterboard	64	93	Rw 45	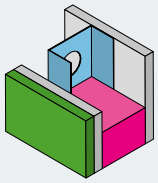
1x Easycraft General Purpose 9mm (EP-GP) 1x 10mm Plasterboard 1x Fletcher Insulation 75mm Pink Partition 11kg/m³ 1x 10mm Plasterboard 1x Easycraft General Purpose 9mm (EP-GP)	64	102	Rw 50	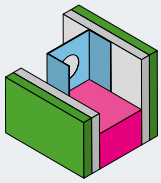
1x Easycraft General Purpose 9mm (EP-GP) 1x 10mm Plasterboard 1x Fletcher Insulation 110mm Pink Partition 11kg/m³ 1x 10mm Plasterboard	92	121	Rw 50	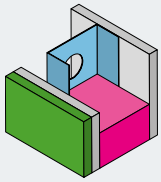

Note: The same performance can be achieved using ECFR and applied where Group 1 ratings are required.

sound isolation applications

Offices

Typical office areas require various levels of sound isolation.

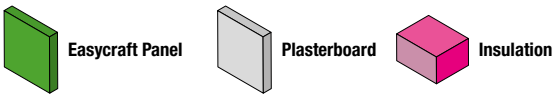

Rooms	Components	Stud Size (mm)	Footprint width (mm)	Acoustic Rating	Example
Reception areas	1x Easycraft General Purpose 9mm (EP-GP) 1x Fletcher Insulation 75mm Pink Partition 11kg/m³ 1x Easycraft General Purpose 9mm (EP-GP)	64 (steel studs) or 90 (timber studs)	82 (steel) 108 (timber)	Rw 40	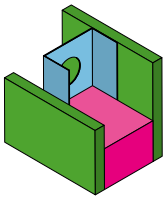
Managers office	1x Easycraft General Purpose 9mm (EP-GP) 1x Fletcher Insulation 110mm Pink Partition 11kg/m³ 1x Easycraft General Purpose 9mm (EP-GP)	92 (steel studs) or 90 (timber studs)	110 (steel) 108 (timber)	Rw 45	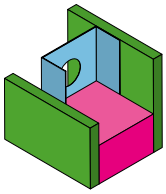
Board rooms	1x Easycraft General Purpose 9mm or 12mm (EP-GP) 1x 13mm Plasterboard 1x Fletcher Insulation 110mm Pink Partition 11kg/m³ 1x 13mm Plasterboard	92 (steel)	127	Rw 50	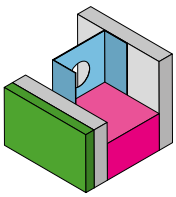

Note: Should Increasing the performance of existing walls (retrofit environments) be required Easycraft products can be installed over the top of an existing environment directly with an increase of Rw 1-3. However more substantial increases can be achieved by up to Rw 7 using impact clips, furring channel and insulation to separate the wall lining from the existing surface.

sound isolation applications

Schools

The Victorian Government Building Quality Standards Handbook 2011 (Section 4.11.3) prescribed a range of suitable wall systems for various rooms within a school environment.

As an example these can be met using the Easycraft range of wall linings as detailed below which have similar Rw to those walls specified in the Handbook as meeting the overall acoustic ratings.

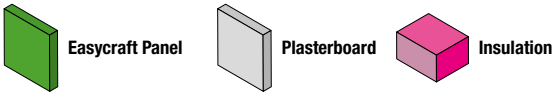

Rooms	BQSH Category	Components	Stud Size (mm)	Footprint width (mm)	Example
Store room	1	1x Easycraft General Purpose 9mm (EP-GP) 1x (No Insulation) 1x Easycraft General Purpose 9mm (EP-GP)	64 steel studs or 90 timber studs	82 (steel) 108 (timber)	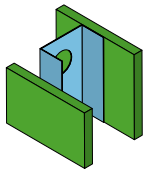
Reception areas, offices and corridors	2	1x Easycraft General Purpose 9mm (EP-GP) 1x Fletcher Insulation 75mm Pink Partition 11kg/m³ 1x Easycraft General Purpose 9mm (EP-GP)	64 steel studs or 90 timber studs	82 (steel) 108 (timber)	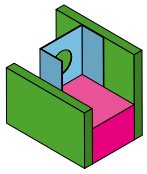
General purpose class room, art and craft studio's seminar rooms quiet rooms/pods	3	1x Easycraft General Purpose 9mm (EP-GP) 1x 13mm Plasterboard 1x Fletcher Insulation 75mm Pink Partition 11kg/m³ 1x 13mm Plasterboard	64 steel studs or 90 timber studs	82 (steel) 108 (timber)	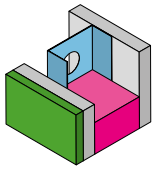
Open learning areas/ libraries/staff rooms and conference rooms	4	1x Easycraft General Purpose 12mm (EP-GP) 1x 13mm Plasterboard 1x Fletcher Insulation 75mm Pink Partition 11kg/m³ 2 x 13mm Plasterboard 1x 10mm Plasterboard	64 (steel)	112	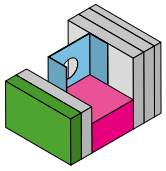
Open learning areas/ libraries/staff rooms and conference rooms	4	1x Easycraft General Purpose 12mm (EP-GP) 1x 10mm Plasterboard 1x Fletcher Insulation 110mm Pink Partition 11kg/m³ 1x 10mm Plasterboard	92 (Steel)	121	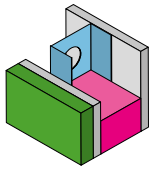
Gymnasiums/ machine rooms auditorium technology classrooms, music and drama	5	1x Easycraft General Purpose 12mm (EP-GP) 1x Fletcher Insulation 165mm Pink Partition 11kg/m³ 1x 50mm Pink Partition 11kg/m³ 2 x Easycraft General Purpose 9mm (EP-GP)	2 x 64 (steel) with 50 cavity space	208	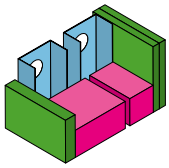
Gymnasiums/ machine rooms auditorium technology classrooms, music and drama	5	1x Easycraft General Purpose 12mm (EP-GP) 1x Fletcher Insulation 165mm Pink Partition 11kg/m³ 1x 50mm Pink Partition 11kg/m³ 2 x Easycraft General Purpose 9mm (EP-GP)	2 x 90 (timber) with 50 cavity space	260	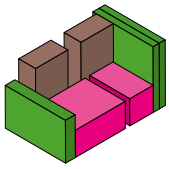

Note: The BQSH specifies detailed construction requirements for these walls in terms of the through the ceiling path and the like. The specifier is referred to this document for more detail.

The British Design Guide 93 for schools also has comprehensive guide to sound isolation between various spaces.

sound isolation applications

Aged Care Buildings (Class 9c)

Where a wall of Rw 45 is required (NCC Volume One F5.5) to separate sole occupancy units these can be met by the following wall systems;

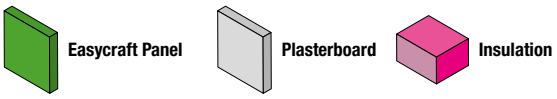

Rooms	Components	Stud Size (mm)	Footprint width (mm)	Example
Aged care – sole occupancy units	1x Easycraft General Purpose 9mm (EP-GP) 1x Fletcher Insulation 110mm Pink Partition 11kg/m³ 1x Easycraft General Purpose 9mm (EP-GP)	92 (steel studs)	110 (steel)	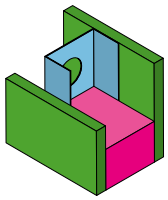
Aged care – sole occupancy units (discontinuous construction)	1x Easycraft General Purpose 12mm (EP-GP) 1x Fletcher Insulation 110mm Pink Partition 11kg/m³ 1x Easycraft General Purpose 12mm (EP-GP)	2 x 64 (steel) with l50 cavity space	254	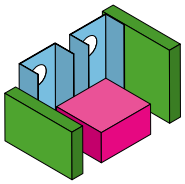
Aged Care – sole occupancy units (discontinuous construction)	1x Easycraft General Purpose 12mm (EP-GP) 1x Fletcher Insulation 110mm Pink Partition 11kg/m³ 1x Easycraft General Purpose 12mm (EP-GP)	2 x 90 (timber) with 50 cavity space	254	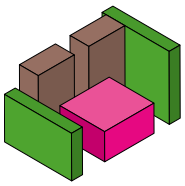

Note: Where FRL is required Easycraft should be consulted to confirm the suitability of the lining materials in the proposed application.

sound isolation applications

Residential Construction

For residential buildings in areas such as work study areas and bedrooms, should have an internal design sound level of 25-35dB (A) according to AS2107 Acoustics - Recommended design sound levels and reverberation times for building interiors.

Easycraft linings used in ceiling applications with a tiled roof inclusive of sarking and insulation on the ceiling lining will achieve an Rw 42-43.

Detailed below are examples of wall constructions that will facilitate meeting these designed sound levels;

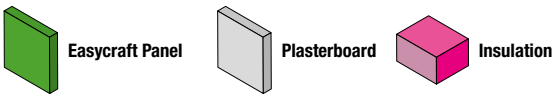

Rooms	Components	Stud Size (mm)	Footprint width (mm)	Acoustic Rating	Example
Bedrooms to bedrooms	1 x Easycraft General Purpose 9mm (EP-GP) 1 x Fletcher Insulation Pink Batts R1.5 1 x Easycraft General Purpose 9mm (EP-GP) or 10mm Plasterboard	90 (timber studs)	108	Rw 40	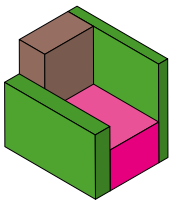
External walls	1 x Easycraft General Purpose 9mm (EP-GP) 1 x Fletcher Insulation Pink Batts R1.5 1 x Cavity + Brickwork	90 (timber studs)	240	Rw 54-59	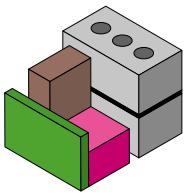

Note: Should increasing the performance of existing walls (retrofit environments) be required Easycraft products can be installed over the top of an existing environment directly with an increase of Rw 1-3. However more substantial increases can be achieved by up to Rw 7 using impact clips, furring channel and insulation to separate the wall lining from the existing surface.

Where FRL is required Easycraft should be consulted to confirm the suitability of the lining materials in the proposed application.

definitions/glossary of terms

Base Substrates:

Easycraft Panels include:

- *EP-GP* Compressed fibreboard / interior use
- *EP-GP* Hoop pine ply / interior use
- *EP-GP* Compressed fibreboard with veneer applied / interior use
- *EC-WA* Compressed fibreboard (hardwood) / interior wet area
- *EC-SE* Compressed fibreboard (hardwood) / semi-exterior, undercover
- *EC-FR* Compressed fibreboard / fire rated interior applications

Building Fabric:

The materials and systems used for the construction of a building which includes, but is not limited to, insulation, cladding and roofing materials.

Water Resistant:

The property of a system or material that restricts moisture and will not degrade under conditions of moisture.

Insulation Terms:

Thermal Conductivity k W/mK

A measure of the ability of a material to conduct heat.

Thermal Resistance R m^2K/W

A measure of the ability of a material to resist heat transfer. Detailed in AS4859.1 Materials for the thermal insulation of buildings.

Fire Performance Terms:

FRL

The grading in minutes determined in accordance with NCC Volume One Specification A2.3 and AS1530 Part 4 Methods for fire tests on building materials, components and structures - fire-resistance test of elements of construction.

Fire hazard Properties

This is the property of a material or assembly that's group number is determined in accordance with NCC Volume One Specification C1.10.

Common Sound Insulation Terms

Rw

- Rw is the weighted sound reduction index in dB and it describes the airborne sound insulating power of a building element. It is a laboratory-measured value as defined in ISO717 Part 1. It can apply to walls, ceiling/floors, ceiling/roofs, doors, or windows. The higher the number, the greater the sound insulating power of the building element. It is measured over the frequency range 100 to 3150Hz and replaces the old measure STC.
- An increase in the Rw of a wall by 6 to 10 points will reduce the perceived loudness of sound passing through the wall by about half.
- The airborne acoustic performance of wall systems is generally defined not only by its weighted sound reduction index Rw but also by the spectrum adaptation terms C, Ctr. These terms have been adopted to take into consideration specific noise sources. For example the relevant term C applies to living activities and children playing whereas the Ctr term applies to noise sources such as urban traffic noise, disco music and other low frequency sources.
- Rw+Ctr: The Rw+Ctr is Rw with the addition of a low frequency sound correction factor Ctr. (a negative number). The use of Rw + Ctr has become more relevant due to the increase in low frequency sound sources such as surround sound systems, traffic and aircraft noise, drums and bass guitars. Two walls can have the same Rw rating, but have different resistance to low frequency sound, thus a different Rw + Ctr.
- The Rw+Ctr term is referred in the NCC/BCA in Volume One Section F5 for walls separating sole occupancy units in particular.

DnTw

- DnTw is the equivalent of Rw, but measured on-site. Rw is the value measured in an acoustic laboratory, while DnTw is measured on-site.
- An on-site measured value of DnTw + Ctr is permitted to be 5 points lower than the Rw + Ctr value. Where the BCA may call for an Rw + Ctr > 50, the same requirement may be satisfied by measuring DnTw + Ctr > 45 on-site.

Ln+Ci

- Ln,w+Ci describes how easily impact sound travels through a wall or floor. Impact sound is generated by sources such as dryers, washing machines and heeled shoes on a wooden floor.
- Unlike Rw values, better performing walls or floors have lower values. Therefore when specified, Ln,w+Ci values are maximums while Rw values are minimums. For example, the BCA requires some floors to have Ln,w+Ci < 62.

Impact Sound Isolation and walls

- Walls that have an Impact Sound Insulation requirement are defined in the BCA as walls that do not have any rigid mechanical connection between two separate leaves except at the perimeter.
- Discontinuous Construction is defined in the BCA as walls that have a gap of at least 20mm between two separate leaves. Double stud plasterboard walls connected only at the perimeter are classed as 'discontinuous'.

material reference summary

The following documents can be downloaded at easycraft.com.au

GENERAL PRODUCT INFORMATION

GENERAL INSTALLATION INFORMATION

PRODUCT DATA SHEETS (PDS)

MATERIAL SAFETY DATA SHEETS (MSDS)

FIRE TEST RESULTS - GROUP RATING

CHAIN OF CUSTODY CERTIFICATION

SAFE WORK METHOD STATEMENT

HEALTH & SAFETY FOR USERS

MATERIAL HANDLING & STORAGE

BIM (Revit), CAD - 3D panel drawings provided

accreditations

Environmental Commitment

Easycraft Australia is committed to sourcing and using the best available environmentally sustainable timber for use in our wall & ceiling products and as such operates an AS 4707:2014 – Chain of Custody compliant management system for certified wood and forest products. Our core suppliers operate under the same Standard and have Chain of Custody Accreditation.

The Australian Standard is part of the Australian Forestry Certification Scheme which is endorsed by the Programme for the Endorsement of Forest Certification, in accordance with the PEFC International Standard – PEFC ST 2002:2013, Chain of Custody of Forest Based Products.

Responsible Wood
RW/1-31-177

JAS-ANZ

ewpaa

Building Code of Australia

Easycraft comply with the thermal, acoustic & fire requirements of the National Construction Code. Easycraft has formally tested their products and have available tests results.

ABCB

Greenfirst

Global GreenTag certified products pass the world's toughest standards to protect you, and your family's health and safety, minimise your impact on our finite planet and put the power of selection back in your hands.

ecospecifier global
GREEN TAG CERTIFIED

Wood Naturally

Easycraft is a proud promoter of the benefits of using wood based products, not only from an environmental perspective but also for the use, look, feel and additional hard wearing benefits.

WOOD
NATURALLY BETTER

easycraft®

Easycraft Australia Pty Ltd
140 North Road, Wynnum West QLD 4178
Phone: 07 3906 7200
Email: support@easycraft.com.au
easycraft.com.au