



# Product Catalogue

James Hardie™ Building Products  
Scyon™ Walls & Floors

# Products and applications

Product / System (listed in alphabetical order)	Page	Application																		
		Bathroom Construction	Bracing*	Building Wrap	Cavity Construction	Commercial Facades	Commercial Flooring	Decking	Decorative	Eaves	External Cladding	Fencing	Fire and Acoustic Rated Wall Systems	Internal Lining	Pre-finished Internal Lining	Soffits	Structural Flooring	Thermal Break	Trim	Underlays
ARCHitectural™ Inraw™ panel	44																			
Artista™ columns	64							■												
ComTex™ facade panel and fixing system	62				■	■														
EasyLap™ panel	20		■		■					■	■			■			■			
ExoTec™ facade panel and fixing system	60				■	■					■			■			■			
HardieBrace™ sheet	34		■																	
HardieBreak™ thermal strip	36																	■	^	
HardieDeck™ system	66								■											
HardieEdge™ trim	32																			■
HardieFence™ EasyLock™ system	68										■									
HardieFlex™ sheet in eaves lining sizes	24		■		■					■	■			■			■			
HardieGroove™ lining	48									■				■			■			
HardiePanel™ compressed sheet	54	■					■										■			
HardiePlank™ weatherboard	12		■		■						■			■			■			
HardieScreen™ lattice	70								■											
HardieSmart™ Aged Care wall system	80												■							
HardieSmart™ Blade wall system	78												■							
HardieSmart™ Boundary wall system	72												■							
HardieSmart™ Intertenancy wall system	76												■							
HardieSmart™ ZeroLot™ wall system	74												■							
HardieTex™ system	22		■		■						■									
HardieWrap™ weather barrier	38			■																
James Hardie™ ceramic tile underlay	56	■																		■
James Hardie™ vinyl and cork underlay	58	■																		■
PanelClad™ sheet	26		■		■					■	■			■			■			
PineRidge™ lining	50		■										■							
PrimeLine™ weatherboard	10				■					■	■			■			■			
Scyon™ Axent™ trim	30																			■
Scyon™ Axon™ cladding	16		■		■					■	■			■			■			
Scyon™ Linea™ weatherboard	8		■		■					■	■			■						
Scyon™ Matrix™ cladding	18				■					■	■			■			■			
Scyon™ Stria™ cladding	14				■					■	■			■			■			
Scyon™ Secura™ exterior flooring	40								■										■	
Scyon™ Secura™ interior flooring	52	■					■													■
Versilux™ lining	46		■							■				■			■			
Villaboard™ lining	42	■	■							■				■			■			

\*\* When installed in accordance with James Hardie's Structural Bracing Application Guide. \* HardieBreak™ thermal strip may not be suitable in Type A and B fire-resisting construction as per Specification C1.1 (Volume 1) of the National Construction Code. Contact James Hardie on 13 11 03 for further information and advice prior to specification.

# Contents

Driven by durability and style	4
Key benefits of lightweight construction	6

## Exterior

### Weatherboards

Linea™ Scyon™	8
PrimeLine™	10
HardiePlank™	12

### Exterior Claddings

Stria™ Scyon™	14
Axon™ Scyon™	16
Matrix™ Scyon™	18
EasyLap™	20
HardieTex™	22
HardieFlex™	24
PanelClad™	26

### Eaves

HardieFlex™ Eaves	28
-------------------	----

### Trim

Axent™ Trim Scyon™	30
HardieEdge™ trim	32

### Accessories

HardieBrace™ sheet	34
HardieBreak™ thermal strip	36
HardieWrap™ weather barrier	38

### Flooring

Secura™ Exterior Scyon™	40
HardiePanel™ Compressed	54

## Interior

### Internal Linings

Villaboard™	42
ARChitectural™ Inraw™	44
Versilux™	46
HardieGroove™	48
PineRidge™	50

### Flooring Substrates

Secura™ Interior Scyon™	52
HardiePanel™ Compressed	54
Ceramic Tile Underlay	56
Vinyl and Cork Underlay	58

## Commercial

### Facade Systems

ExoTec™ facade panel and fixing system	60
ComTex™ facade panel and fixing system	62

### Internal Linings

Villaboard™	42
Versilux™	46

### Flooring Substrate

HardiePanel™ Compressed	54
-------------------------	----

## Outdoor

### Columns

Artista™ column	64
-----------------	----

### Decking

HardieDeck™ system	66
--------------------	----

### Fencing

HardieFence™ EasyLock™ system	68
-------------------------------	----

### Lattice

HardieScreen™	70
---------------	----

## Systems

### HardieSmart™ Fire & Acoustic Wall Systems

#### Class 1 & 10a

Boundary wall system	72
ZeroLot™ wall system	74
Intertency wall system	76
Blade wall system	78

#### Class 9c

Aged Care wall system	80
-----------------------	----

Note: for other thermal, fire and acoustic system solutions, visit [accel.com.au](http://accel.com.au) or contact James Hardie on 13 11 03.



## Driven by durability and style

**James Hardie™ building products provide a complete solution for creating well designed homes. Available in numerous profiles and finishes for a range of interior and exterior building applications, James Hardie™ products work well on their own or in unison with one another, so you can incorporate single or multiple products to achieve your desired design vision.**

James Hardie™ products are used extensively in new residential construction, manufactured housing, repair and remodelling, as well as a variety of commercial and industrial applications.

Builders Australia-wide use and trust our products because they know from experience how well they perform. When installed and maintained correctly,

James Hardie™ products are fire resistant, deemed non-combustible and are resistant to damage from moisture and termites\*. James Hardie™ products are also designed to resist shrinking, swelling and cracking resulting in the products ability to hold paint longer, thus minimising ongoing maintenance. James Hardie's Scyon™ Walls and Floors ranges retain the



## Key Benefits of James Hardie™ Fibre Cement

DNA of James Hardie™ durability and heavy duty performance, with the added benefits of being thicker, lower in density and lighter in weight. This makes Scyon™ products easier to cut, gun nail, handle and install.

James Hardie promotes energy efficient and sustainable design. By specifying and using James Hardie™ external cladding products, you can take

comfort in the knowledge that they have been manufactured with an emphasis on reducing environmental impacts and produce a low environmental footprint.



\* To the extent set out in James Hardie's technical literature current at the time of installation.

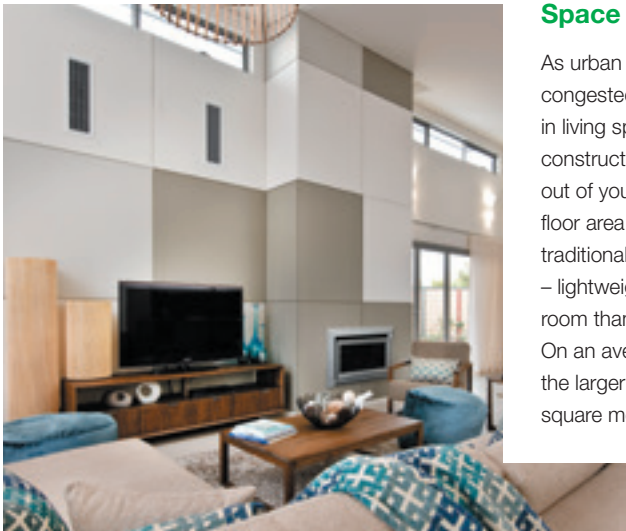
\*\*Applicable to Scyon™ cladding and flooring products.

# Key benefits of lightweight construction

## Design versatility:

Lightweight construction allows for a greater range of design options than traditional construction methods. Architects and designers have embraced the wide range of design options James Hardie™ products deliver.

Lightweight construction also allows a house to be designed to suit the levels of the block and encourages use of split levels which invariably adds interest and liveability to a house.



## Space maximisation

As urban environments become increasingly congested, site sizes are diminishing resulting in living space being squeezed. Lightweight construction allows you to get the most out of your site as it can generate a larger floor area within the house compared to traditional construction. The reason is simple – lightweight construction walls take up less room than traditional construction methods. On an average 12m x 15m single storey house the larger internal footprint can add up to 8 square metres of living space.





## Increased speed & cost reduction

Lightweight construction makes the entire building process simpler and faster than traditional construction methods. Not only are lightweight materials easier to deliver and move around the site, but the number of tradespeople required is reduced – usually to just a carpenter and a painter. This drives not only cost savings but also allows the construction process to proceed far more quickly. In double storey homes, cost savings are even greater. Lightweight construction can significantly reduce scaffolding costs and the need for structural beams compared to traditional construction methods.



## Low maintenance

James Hardie™ external cladding and internal lining products are made from premium fibre cement. They are extremely durable and weather well. So when correctly installed, you can rest easy knowing maintenance will be minimal.



# Scyon™ Linea™ weatherboard

Scyon™ Linea™ weatherboard is a 16mm thick horizontal weatherboard with deep shadow lines. Scyon™ Linea™ weatherboard is the weatherboard that weathers well.

Scyon™ Linea™ weatherboard is suitable for use in residential applications wherever a contemporary design is required, including external walls in composite construction, upper-storey and ground-level extensions, and internal feature walls.



Profile	Product Code	Length (mm)	Width (mm)	Thickness (mm)	End details	Mass (kg/m <sup>2</sup> )	Coverage Information	
							Effective Width Cover (mm)	Effective Coverage per Plank (m <sup>2</sup> )
Linea™ weatherboard 150mm	403930	4,200	150	16	Tongue & Groove	21.1	120	0.50
Linea™ weatherboard 180mm	403912	4,200	180	16	Tongue & Groove	21.1	150	0.63

**Selling units per pack:** 90 lengths

**Notes:**

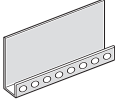
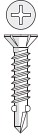
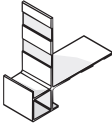
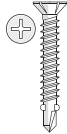
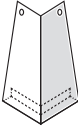

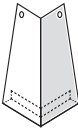

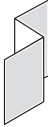

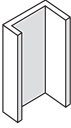

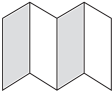
All dimensions and masses provided are approximate only and subject to manufacturing tolerances. Masses are based on equilibrium content of product. Products are to be installed in accordance with the relevant and current Product Installation Guide and Technical Documentation. For information relating to installation, best practices, warnings and warranties visit [www.jameshardie.com.au](http://www.jameshardie.com.au) or phone us on 13 11 03. Refer to the relevant and current Product Installation Guide for accessories and/or tools not supplied by James Hardie.

**Key:**

^ Not to be used in fire applications.



## Accessories & Tools Supplied by James Hardie

 <p><b>305571</b></p>	<p><b>Linea™ PVC Starter Strip</b> A perforated PVC starter strip used to set out the bottom edge of Scyon™ Linea™ weatherboard at the correct angle. Length: 3,000mm Selling Unit: 25 per pack</p>	 <p><b>305532</b></p>	<p><b>HardieDrive™ Screws 32mm long</b> A class 3 finish self-tapping wing-tipped screw for fastening to 0.8mm to 1.6mm BMT steel frames. Selling Unit: 500 per box</p>
 <p><b>305512</b></p>	<p><b>Linea™ Aluminium External Slimline Boxed Corner</b> A ready to paint aluminium extrusion to be used with Scyon™ Linea™ weatherboard to create external boxed corners. Length: 3,600mm Selling Unit: 5 per pack</p>	 <p><b>305533</b></p>	<p><b>HardieDrive™ Screws 40mm long</b> A class 3 finish self-tapping wing-tipped screw for fastening to 0.8mm to 1.6mm BMT steel frames. Selling Unit: 500 per box</p>
 <p><b>305574</b></p>	<p><b>Linea™ Aluminium Corner Soaker for 150mm wide boards</b> A ready to paint aluminium external corner soaker for use with Scyon™ Linea™ weatherboards. Selling Unit: 100 per box</p>	 <p><b>300660</b></p>	<p><b>HardieBlade™ Saw Blade 185mm</b> A poly-diamond blade for fast and clean cutting of James Hardie™ fibre cement. Diameter: 185mm Selling Unit: 1 each</p>
 <p><b>305572</b></p>	<p><b>Linea™ Aluminium Corner Soaker for 180mm wide boards</b> A ready to paint aluminium external corner soaker for use with Scyon™ Linea™ weatherboard. Selling Unit: 100 per box</p>	 <p><b>303375</b></p>	<p><b>HardieBlade™ Saw Blade 254mm</b> A poly-diamond blade for fast and clean cutting of James Hardie™ fibre cement. Diameter: 254mm Selling Unit: 1 each</p>
 <p><b>305570</b></p>	<p><b>Linea™ PVC Box Corner Z Flashing</b> A PVC Z flashing for use with Scyon™ Linea™ weatherboard in conjunction with Scyon™ Axent™ trim to form external corners. Length: 2,700mm Selling Unit: 25 per pack</p>	 <p><b>305534</b></p>	<p><b>James Hardie™ Joint Sealant 300mL cartridge</b> A general purpose, paintable, exterior grade polyurethane joint sealant. 300mL cartridge Selling Unit: 20 per box</p>
 <p><b>305510</b></p>	<p><b>Linea™ Aluminium Universal Window Adaptor</b> A ready to paint aluminium extrusion to be used adjacent to windows to finish the edge of Scyon™ Linea™ weatherboard. Length: 3,700mm Selling Unit: 5 per pack</p>	 <p><b>305672</b></p>	<p><b>James Hardie™ Joint Sealant 600mL sausage</b> A general purpose, paintable, exterior grade polyurethane joint sealant. 600mL sausage Selling Unit: 20 per box</p>
 <p><b>305511</b></p>	<p><b>James Hardie™ 16mm Aluminium Internal Corner Mould</b> A ready to paint aluminium extrusion to be used with Scyon™ Stria™ cladding and Linea™ weatherboard to create internal corners. Length: 3,600mm Selling Unit: 5 per pack</p>		

# PrimeLine™ weatherboard

PrimeLine™ weatherboard is a pre-primed, site-painted weatherboard, available in a range of profiles from contemporary to traditional. The range includes the following weatherboards:

**PrimeLine™ Summit:** a slender, beaded-edge weatherboard with a strong lap line. Compatible with the HardieLock™ fixing system.

**PrimeLine™ Heritage:** a double-width weatherboard with rebated edges to create shadow lines.

**PrimeLine™ Newport:** a smooth, narrow weatherboard. Compatible with the HardieLock™ fixing system.

**PrimeLine™ Chamfer:** a double-width weatherboard with clean lines to create a shadow effect.

PrimeLine™ weatherboard is suitable for use as an external cladding in residential single and medium-density homes, including alterations and additions, where a traditional or contemporary weatherboard look is required. Ideal for full wrap or composite construction designs on either timber or light gauge steel framed homes.



PrimeLine™ Summit weatherboard: pre-primed board with slender beaded edge and strong lap line; HardieLock™ fixing system.



PrimeLine™ Heritage weatherboard: pre-primed double board width, with rebated edge to create shadow lines.



PrimeLine™ Newport weatherboard: pre-primed smooth, narrow board; HardieLock™ fixing system.

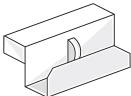
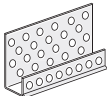
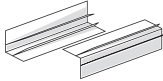
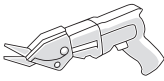

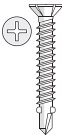






PrimeLine™ Chamfer weatherboard: pre-primed double board width, with clean lines to create shadow effect.

Profile	Product Code	Length (mm)	Width (mm)	Thickness (mm)	Mass (kg/m <sup>2</sup> )	Coverage Information	
						Effective Width Cover (mm)	Effective Cover per Plank (m <sup>2</sup> )
Summit <sup>a</sup>	400380	4,200	230	9	13.24	194	0.81
Heritage <sup>a</sup>	400153	4,200	300	9	13.00	278	1.17
Newport <sup>a</sup>	400319	4,200	170	9	13.17	142	0.60
Chamfer <sup>a</sup>	400103	4,200	300	9	13.04	278	1.17

**Selling units per pack:** Summit: 120 lengths, Heritage: 90 lengths, Newport: 120 lengths, Chamfer: 90 lengths

## Accessories & Tools Supplied by James Hardie

 <p><b>305525</b></p>	<p><b>PrimeLine™ Galvanised Universal Off Stud Joint Clip*</b></p> <p>A galvanised metal clip to be used for off stud jointing of PrimeLine™ Heritage and PrimeLine™ Chamfer weatherboards.</p> <p>Note: Not suitable for coastal applications, see installation manual for further information.</p> <p>Selling Unit: 100 per box</p>	 <p><b>305568</b></p>	<p><b>James Hardie™ 7.5mm PVC Starter Strip</b></p> <p>A perforated PVC extrusion, used with HardieTex™ base sheet to provide a straight edge to finish the texture coating or used with PrimeLine™ Newport or Summit weatherboard to kick out the bottom row to the correct angle.</p> <p>Length: 3,000mm</p> <p>Selling Unit: 25 per pack</p>
 <p><b>305513</b></p>	<p><b>James Hardie™ Aluminium Snap On Corner</b></p> <p>A ready to paint aluminium extrusion set, to be used at internal and external corner junctions to conceal the board edge.</p> <p>Length: 3,000mm (2 pieces per set)</p> <p>Selling Unit: 5 sets per pack</p>	 <p><b>300653</b></p>	<p><b>James Hardie™ Fibreshears</b></p> <p>Electric tool for cutting fibre cement sheets.</p> <p>Selling Unit: 1 each</p>
 <p><b>305532</b></p>	<p><b>HardieDrive™ Screws 32mm long</b></p> <p>A class 3 finish self-tapping wing-tipped screw for fastening to 0.8mm to 1.6mm BMT steel frames.</p> <p>Selling Unit: 500 per box</p>	 <p><b>305533</b></p>	<p><b>HardieDrive™ Screws 40mm long</b></p> <p>A class 3 finish self-tapping wing-tipped screw for fastening to 0.8mm to 1.6mm BMT steel frames.</p> <p>Selling Unit: 500 per box</p>
 <p><b>300660</b></p>	<p><b>HardieBlade™ Saw Blade 185mm</b></p> <p>A poly-diamond blade for fast and clean cutting of James Hardie™ fibre cement.</p> <p>Diameter: 185mm</p> <p>Selling Unit: 1 each</p>	 <p><b>303375</b></p>	<p><b>HardieBlade™ Saw Blade 254mm</b></p> <p>A poly-diamond blade for fast and clean cutting of James Hardie™ fibre cement.</p> <p>Diameter: 254mm</p> <p>Selling Unit: 1 each</p>
 <p><b>305534</b></p>	<p><b>James Hardie™ Joint Sealant* 300mL cartridge</b></p> <p>A general purpose, paintable, exterior grade polyurethane joint sealant.</p> <p>300mL cartridge</p> <p>Selling Unit: 20 per box</p>	 <p><b>305672</b></p>	<p><b>James Hardie™ Joint Sealant* 600mL sausage</b></p> <p>A general purpose, paintable, exterior grade polyurethane joint sealant.</p> <p>600mL sausage</p> <p>Selling Unit: 20 per box</p>

### Notes:

All dimensions and masses provided are approximate only and subject to manufacturing tolerances. Masses are based on equilibrium content of product. Products are to be installed in accordance with the relevant and current Product Installation Guide and Technical Documentation. For information relating to installation, best practices, warnings and warranties visit [www.jameshardie.com.au](http://www.jameshardie.com.au) or phone us on 13 11 03. Refer to the relevant and current Product Installation Guide for accessories and/or tools not supplied by James Hardie.

### Key:

\* Not suitable for coastal applications, see installation manual for further information. <sup>A</sup> Compatible with the HardieLock™ fixing system. <sup>#</sup> Double board profile. <sup>^</sup> Not to be used in fire applications.

# HardiePlank™ weatherboard

HardiePlank™ weatherboard is a no-fuss, site-painted weatherboard available in a range of different profiles, from contemporary to traditional. The range includes:

**HardiePlank™ Woodgrain:** traditional woodgrain.

**HardiePlank™ Smooth:** modern straight lines.


**HardiePlank™ Old Style:** a smooth surface and rebated edges to create shadow lines.

**HardiePlank™ Rusticated:** pre-primed with a subtle timber grain, and rebated edges to create shadow lines.

HardiePlank™ weatherboard is suitable for use as an external cladding in residential single and medium-density homes, including alterations and additions, where a cost-effective traditional or contemporary weatherboard look is required. Ideal for full wrap or composite construction designs on either timber or light gauge steel framed homes.



HardiePlank™ Woodgrain: traditional woodgrain look.



HardiePlank™ Smooth: modern, straight lines.



HardiePlank™ Old Style: smooth surface, rebated edges for shadow lines.



HardiePlank™ Rusticated: pre-primed, subtle timber grain, rebated edges for shadow lines.

Profile	Product Code	Length (mm)	Width (mm)	Thickness (mm)	Mass (kg/m <sup>2</sup> )	Coverage Information	
						Effective Width Cover (mm)	Effective Cover per Plank (m <sup>2</sup> )
Woodgrain	403080	4,200	230	7.5	11.06	205	0.86
Woodgrain	403081	4,200	300	7.5	11.79	275	1.16
Smooth	400265	4,200	230	7.5	10.90	205	0.86
Smooth	400266	4,200	300	7.5	11.31	275	1.16
Old Style	400371	4,200	205	7.5	11.67	180	0.76
Rusticated	400378	4,200	205	7.5	11.67	180	0.76

**Selling units per pack:** 120 lengths per full pack, 60 lengths per half pack

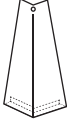
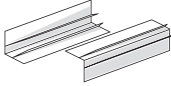
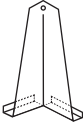
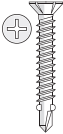
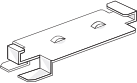
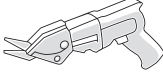
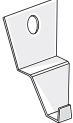
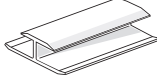


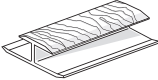

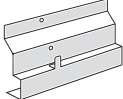

**Notes:**

All dimensions and masses provided are approximate only and subject to manufacturing tolerances. Masses are based on equilibrium content of product. Products are to be installed in accordance with the relevant and current Product Installation Guide and Technical Documentation. For information relating to installation, best practices, warnings and warranties visit [www.jameshardie.com.au](http://www.jameshardie.com.au) or phone us on 13 11 03. Refer to the relevant and current Product Installation Guide for accessories and/or tools not supplied by James Hardie.

**Key:**

\* Not suitable for coastal applications, see current Installation Guide for further information. \* Not to be used in fire applications.

## Accessories & Tools Supplied by James Hardie

 <p><b>305514 / 305515</b></p>	<p><b>HardiePlank™ Aluminium External Corner Soaker</b> A ready to paint aluminium corner soaker, to be used with HardiePlank™ weatherboard, at external corner junctions to conceal the board edge. 230mm / 300mm Selling Unit: 100 per box</p>	 <p><b>305513</b></p>	<p><b>James Hardie™ Aluminium Snap On Corner</b> A ready to paint aluminium extrusion set, to be used at internal and external corner junctions to conceal the board edge. Length: 3,000mm (2 pieces per set) Selling Unit: 5 sets per pack</p>
 <p><b>305516 / 305517</b></p>	<p><b>HardiePlank™ Aluminium Internal Corner Soaker</b> A ready to paint aluminium corner soaker, to be used with HardiePlank™ weatherboard, at internal corner junctions to conceal the board edge. 230mm / 300mm Selling Unit: 100 per box</p>	 <p><b>305532 / 305533</b></p>	<p><b>HardieDrive™ Screws</b> A class 3 finish self-tapping wing-tipped screw for fastening to 0.8mm to 1.6mm BMT steel frames. 32mm / 40mm Selling Unit: 500 per box</p>
 <p><b>305523 / 305522 / 305527</b></p>	<p><b>HardiePlank™ Galvanised Soaker Jointer</b> A galvanised metal jointer used to join HardiePlank™ weatherboards. It's a concealed alternative to PVC jointers. 205mm / 230mm / 300mm Selling Unit: 60 per box</p>	 <p><b>300653</b></p>	<p><b>James Hardie™ Fibreshears</b> Electric tool for cutting fibre cement sheets. Selling Unit: 1 each</p>
 <p><b>305524</b></p>	<p><b>HardiePlank™ Galvanised Stud Clip</b> A galvanised metal stud clip to be used with HardiePlank™ weatherboard to automatically set a 25mm lap. Selling Unit: 100 per box</p>	 <p><b>305548 / 305549</b></p>	<p><b>HardiePlank™ Smooth PVC Jointer</b> A smooth PVC extrusion used to join HardiePlank™ weatherboards. 230mm / 300mm Selling Unit: 100 per box</p>
 <p><b>300660</b></p>	<p><b>HardieBlade™ Saw Blade 185mm</b> A poly-diamond blade for fast and clean cutting of James Hardie™ fibre cement. Diameter: 185mm Selling Unit: 1 each</p>	 <p><b>300375</b></p>	<p><b>HardieBlade™ Saw Blade 254mm</b> A poly-diamond blade for fast and clean cutting of James Hardie™ fibre cement. Diameter: 254mm Selling Unit: 1 each</p>
 <p><b>305550 / 305551</b></p>	<p><b>HardiePlank™ Woodgrain PVC Jointer</b> A woodgrain textured PVC extrusion used to join HardiePlank™ weatherboards. 230mm / 300mm Selling Unit: 100 per box</p>	 <p><b>305534</b></p>	<p><b>James Hardie™ Joint Sealant 300mL cartridge</b> A general purpose, paintable, exterior grade polyurethane joint sealant. 300mL cartridge Selling Unit: 20 per box</p>
 <p><b>305528</b></p>	<p><b>HardiePlank™ Zincalume Footmould</b> A zincalume starter strip to be used with HardiePlank™ weatherboard to kick out the bottom row to the correct angle. Length: 3,000mm Selling Unit: 10 per pack</p>	 <p><b>305672</b></p>	<p><b>James Hardie™ Joint Sealant 600mL sausage</b> A general purpose, paintable, exterior grade polyurethane joint sealant. 600mL sausage Selling Unit: 20 per box</p>

# Scyon™ Stria™ cladding

Scyon™ Stria™ is a range of cladding that features a horizontal ship-lapped joint. Pre-primed and easy to install, Scyon™ Stria™ cladding is the fast way to achieve a timeless and classic look that endures.

## SCYON™ STRIA™ CLADDING

### Standard Profile 325mm wide.

14mm thick with a square horizontal edge that gives the timeless charm and classic appeal of decorative rendered and raked masonry.



### Wide Profile 405mm wide.

14mm thick with a square horizontal edge that gives the timeless charm and classic appeal of decorative rendered block-work.

### Splayed Profile 255mm wide.

16mm thick with a splayed horizontal edge that gives the timeless charm and classic look of traditional timber.

Scyon™ Stria™ cladding is suitable for use in residential applications wherever a timeless, classic and enduring look is required, including external walls in composite or full wrap construction, upper-storey and ground-level extensions and internal feature walls.



Profile	Product Code	Length (mm)	Width (mm)	Thickness (mm)	Mass (kg/m <sup>2</sup> )	Coverage Information	
						Effective Width Cover (mm)	Effective Cover per Plank (m <sup>2</sup> )
Standard	404063	4,200	325	14	18.93	300	1.26
Wide	404413	4,200	405	14	18.93	380	1.60
Splayed	404522	4,200	255	16	21.60	230	0.97

#### Notes:

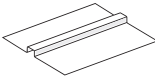
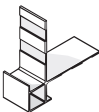
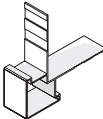
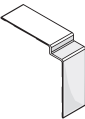
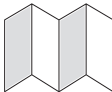
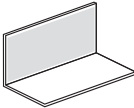

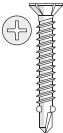




All dimensions and masses provided are approximate only and subject to manufacturing tolerances. Masses are based on equilibrium content of product. Products are to be installed in accordance with the relevant and current Product Installation Guide and Technical Documentation. For information relating to installation, best practices, warnings and warranties visit [www.jameshardie.com.au](http://www.jameshardie.com.au) or phone us on 13 11 03. Refer to the relevant and current Product Installation Guide for accessories and/or tools not supplied by James Hardie. COLORBOND® is a registered trademark of BlueScope Steel Pty Ltd.

#### Key:

\* Not to be used in fire applications.



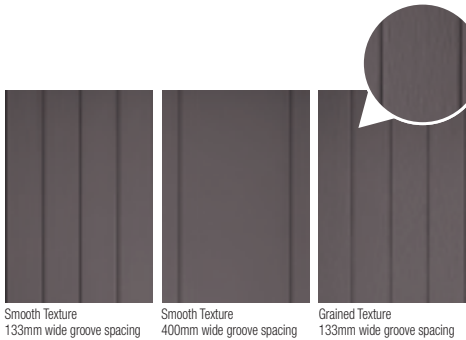
## Accessories & Tools Supplied by James Hardie

 <p><b>305547</b></p>	<p><b>Stria™ Vertical Flashing Stop</b> For use with Scyon™ Stria™ cladding behind boards at vertical joints. Length: 3,000mm Selling Unit: 5 per pack</p>	 <p><b>305519</b></p>	<p><b>James Hardie™ 14mm Aluminium External Trim Corner</b> A ready to paint aluminium extrusion to be used to create external boxed corners. Length: 3,000mm Selling Unit: 5 per pack</p>
 <p><b>305630</b></p>	<p><b>James Hardie™ 16mm Aluminium External Trim Corner</b> A ready to paint aluminium extrusion to be used to create external boxed corners. Length: 3,000mm Selling Unit: 5 per pack</p>	 <p><b>305518</b></p>	<p><b>James Hardie™ 14mm Aluminium Internal Corner</b> A ready to paint aluminium extrusion to be used with Scyon™ Stria™ cladding to create internal corners. Length: 3,000mm Selling Unit: 5 per pack</p>
 <p><b>305511</b></p>	<p><b>James Hardie™ 16mm Aluminium Internal Corner Mould</b> A ready to paint aluminium extrusion to be used with Scyon™ Stria™ cladding and Linea™ weatherboard to create internal corners. Length: 3,600mm Selling Unit: 5 per pack</p>	 <p><b>305564</b></p>	<p><b>James Hardie™ 75x75mm COLORBOND® Corner Flashing</b> A COLORBOND® corner flashing for use behind cladding at internal and external corners. Length: 3,000mm Selling Unit: 5 per pack</p>
 <p><b>305532</b></p>	<p><b>HardieDrive™ Screws 32mm long</b> A class 3 finish self-tapping wing-tipped screw for fastening to 0.8mm to 1.6mm BMT steel frames. Selling Unit: 500 per box</p>	 <p><b>305533</b></p>	<p><b>HardieDrive™ Screws 40mm long</b> A class 3 finish self-tapping wing-tipped screw for fastening to 0.8mm to 1.6mm BMT steel frames. Selling Unit: 500 per box</p>
 <p><b>300660</b></p>	<p><b>HardieBlade™ Saw Blade 185mm</b> A poly-diamond blade for fast and clean cutting of James Hardie™ fibre cement. Diameter: 185mm Selling Unit: 1 each</p>	 <p><b>303375</b></p>	<p><b>HardieBlade™ Saw Blade 254mm</b> A poly-diamond blade for fast and clean cutting of James Hardie™ fibre cement. Diameter: 254mm Selling Unit: 1 each</p>
 <p><b>305534</b></p>	<p><b>James Hardie™ Joint Sealant 300mL cartridge</b> A general purpose, paintable, exterior grade polyurethane joint sealant. 300mL cartridge Selling Unit: 20 per box</p>	 <p><b>305672</b></p>	<p><b>James Hardie™ Joint Sealant 600mL sausage</b> A general purpose, paintable, exterior grade polyurethane joint sealant. 600mL sausage Selling Unit: 20 per box</p>

# Scyon™ Axon™ cladding

Scyon™ Axon™ cladding is a vertically grooved cladding panel that looks sharp and uniform. Pre-primed and easy to install, Scyon™ Axon™ cladding delivers a pristine look that lasts.

Scyon™ Axon™ cladding is suitable for use in residential applications wherever a modern design is required, including external walls in composite construction, upper-storey and ground-level extensions, and internal feature walls.



Smooth Texture  
133mm wide groove spacing

Smooth Texture  
400mm wide groove spacing

Grained Texture  
133mm wide groove spacing



Surface Texture	Product Code	Groove Spacing (mm)	Length (mm)	Width (mm)	Thickness (mm)	Mass (kg/m <sup>2</sup> )	Coverage per Panel (m <sup>2</sup> )
Smooth	403931	133	2,450	1,200	9	12.50	2.94
Smooth	404417	400	2,450	1,200	9	12.50	2.94
Smooth	403932	133	2,750	1,200	9	12.50	3.30
Smooth	404418	400	2,750	1,200	9	12.50	3.30
Smooth	403933	133	3,000	1,200	9	12.50	3.60
Smooth	404419	400	3,000	1,200	9	12.50	3.60
Grained	404510	133	2,450	1,200	9	12.50	2.94
Grained	404511	133	2,750	1,200	9	12.50	3.30
Grained	404512	133	3,000	1,200	9	12.50	3.60

**Selling units per pack:** 30 sheets


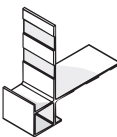
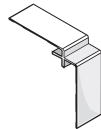
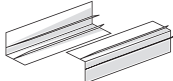
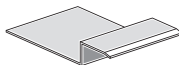
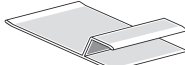

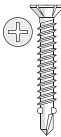




**Notes:**

All dimensions and masses provided are approximate only and subject to manufacturing tolerances. Masses are based on equilibrium content of product. Products are to be installed in accordance with the relevant and current Product Installation Guide and Technical Documentation. For information relating to installation, best practices, warnings and warranties visit [www.jameshardie.com.au](http://www.jameshardie.com.au) or phone us on 13 11 03. Refer to the relevant and current Product Installation Guide for accessories and/or tools not supplied by James Hardie.

**Key:**

\* Not to be used in fire applications.

## Accessories & Tools Supplied by James Hardie

 <p><b>304560</b></p>	<p><b>James Hardie™ 50mm wide Foam Back Sealing Tape</b></p> <p>A self-adhesive foam tape to help improve water tightness. It is applied under sheet joints to the vapour permeable membrane along the stud face.</p> <p>Length: 25 metres long roll Selling Unit: 1 each</p>	 <p><b>305521</b></p>	<p><b>James Hardie™ 9mm Aluminium External Corner</b></p> <p>A ready to paint aluminium extrusion, to be used at external corner junctions to conceal the board edge.</p> <p>Length: 3,000mm Selling Unit: 5 per pack</p>
 <p><b>305520</b></p>	<p><b>James Hardie™ 9mm Aluminium Internal Corner</b></p> <p>A ready to paint aluminium extrusion, to be used at internal corner junctions to conceal the board edge.</p> <p>Length: 3,000mm Selling Unit: 5 per pack</p>	 <p><b>305513</b></p>	<p><b>James Hardie™ Aluminium Snap On Corner</b></p> <p>A ready to paint aluminium extrusion set, to be used at internal and external corner junctions to conceal the board edge.</p> <p>Length: 3,000mm (2 pieces per set) Selling Unit: 5 sets per pack</p>
 <p><b>305614</b></p>	<p><b>James Hardie™ 9mm Aluminium Horizontal h Joints</b></p> <p>A ready to paint aluminium jointer, used to join the James Hardie™ 9mm Aluminium Horizontal h Flashing.</p> <p>Selling Unit: 10 per pack</p>	 <p><b>305613</b></p>	<p><b>James Hardie™ 9mm Aluminium Horizontal h Flashing</b></p> <p>A ready to paint aluminium horizontal flashing to be used for horizontal control joints.</p> <p>Length: 3,000mm Selling Unit: 5 per pack</p>
 <p><b>305532</b></p>	<p><b>HardieDrive™ Screws 32mm long</b></p> <p>A class 3 finish self-tapping wing-tipped screw for fastening to 0.8mm to 1.6mm BMT steel frames.</p> <p>Selling Unit: 500 per box</p>	 <p><b>305533</b></p>	<p><b>HardieDrive™ Screws 40mm long</b></p> <p>A class 3 finish self-tapping wing-tipped screw for fastening to 0.8mm to 1.6mm BMT steel frames.</p> <p>Selling Unit: 500 per box</p>
 <p><b>300660</b></p>	<p><b>HardieBlade™ Saw Blade 185mm</b></p> <p>A poly-diamond blade for fast and clean cutting of James Hardie™ fibre cement.</p> <p>Diameter: 185mm Selling Unit: 1 each</p>	 <p><b>303375</b></p>	<p><b>HardieBlade™ Saw Blade 254mm</b></p> <p>A poly-diamond blade for fast and clean cutting of James Hardie™ fibre cement.</p> <p>Diameter: 254mm Selling Unit: 1 each</p>
 <p><b>305534</b></p>	<p><b>James Hardie™ Joint Sealant* 300mL cartridge</b></p> <p>A general purpose, paintable, exterior grade polyurethane joint sealant.</p> <p>300mL cartridge Selling Unit: 20 per box</p>	 <p><b>305672</b></p>	<p><b>James Hardie™ Joint Sealant* 600mL sausage</b></p> <p>A general purpose, paintable, exterior grade polyurethane joint sealant.</p> <p>600mL sausage Selling Unit: 20 per box</p>

# Scyon™ Matrix™ cladding

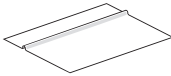
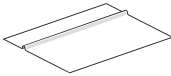
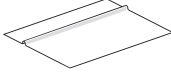
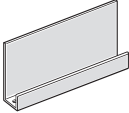
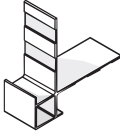
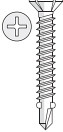






Scyon™ Matrix™ cladding is an exterior cladding system with a geometric, expressed-joint look.

Scyon™ Matrix™ cladding is suitable for use in residential and medium-density applications wherever a modern design is required, including external walls in composite construction, upper-storey and ground-level extensions and internal feature walls.



Product Code	Length (mm)	Width (mm)	Thickness (mm)	Mass (kg/m <sup>2</sup> )	Coverage per Panel (m <sup>2</sup> )
403811	1,190	1,190	8	12.60	1.42
403810	2,390	590	8	12.60	1.41
403812	1,790	890	8	12.60	1.59
404169	2,990	1,190	8	12.60	3.56
Scyon™ Cavity Trim					
403840	2,450	70	19	3.40	

## Accessories & Tools Supplied by James Hardie

 <p><b>305557</b></p>	<p><b>James Hardie™ Backing Strip 1,190mm long</b> A weather seal at horizontal panel joints for use with ExoTec™ facade panel and fixing system and Scyon™ Matrix™ cladding. Length: 1,190mm Selling Unit: 10 per pack or each</p>	 <p><b>305558</b></p>	<p><b>James Hardie™ Backing Strip 2,390mm long</b> A weather seal at horizontal panel joints for use with ExoTec™ facade panel and fixing system and Scyon™ Matrix™ cladding. Length: 2,390mm Selling Unit: 10 per pack or each</p>
 <p><b>305559</b></p>	<p><b>James Hardie™ Backing Strip 2,990mm long</b> A weather seal at horizontal panel joints for use with ExoTec™ facade panel and fixing system and Scyon™ Matrix™ cladding. Length: 2,990mm Selling Unit: 10 per pack or each</p>	 <p><b>305555</b></p>	<p><b>James Hardie™ 18mm PVC Cavity Vent Strip</b> A perforated PVC extrusion used at the bottom of walls behind Scyon™ Matrix™ cladding. Selling Unit: 25 per pack</p>
 <p><b>305521</b></p>	<p><b>James Hardie™ 9mm Aluminium External Corner</b> A ready to paint aluminium extrusion, to be used at external corner junctions to conceal the board edge. Length: 3,000mm Selling Unit: 5 per pack</p>	 <p><b>305533</b></p>	<p><b>HardieDrive™ Screws 40mm long</b> A class 3 finish self-tapping wing-tipped screw for fastening to 0.8mm to 1.6mm BMT steel frames. Selling Unit: 500 per box</p>
 <p><b>305565</b></p>	<p><b>James Hardie™ Facade Washers</b> Facade washers used for exposed fastener fixing with ExoTec™ facade panel and fixing system and Scyon™ Matrix™ cladding. Selling Unit: 1,000 per bag</p>	 <p><b>300660</b></p>	<p><b>HardieBlade™ Saw Blade 185mm</b> A poly-diamond blade for fast and clean cutting of James Hardie™ fibre cement. Diameter: 185mm Selling Unit: 1 each</p>
 <p><b>303375</b></p>	<p><b>HardieBlade™ Saw Blade 254mm</b> A poly-diamond blade for fast and clean cutting of James Hardie™ fibre cement. Diameter: 254mm Selling Unit: 1 each</p>	 <p><b>305534</b></p>	<p><b>James Hardie™ Joint Sealant* 300mL cartridge</b> A general purpose, paintable, exterior grade polyurethane joint sealant. 300mL cartridge Selling Unit: 20 per box</p>
 <p><b>305672</b></p>	<p><b>James Hardie™ Joint Sealant* 600mL sausage</b> A general purpose, paintable, exterior grade polyurethane joint sealant. 600mL sausage Selling Unit: 20 per box</p>	 <p><b>304491</b></p>	<p><b>James Hardie™ Base Coat 15kg Bag</b> A water-resistant base coat compound. Selling Unit: 1 each</p>

### Notes:

All dimensions and masses provided are approximate only and subject to manufacturing tolerances. Masses are based on equilibrium content of product. Products are to be installed in accordance with the relevant and current Product Installation Guide and Technical Documentation. For information relating to installation, best practices, warnings and warranties visit [www.jameshardie.com.au](http://www.jameshardie.com.au) or phone us on 13 11 03. Refer to the relevant and current Product Installation Guide for accessories and/or tools not supplied by James Hardie.

### Key:

\* Not to be used in fire applications.

# EasyLap™ panel

EasyLap™ panel is a pre-primed fibre cement sheet with a shiplap edge vertical joint along the two long edges. It's finished with a site-applied roll-on textured acrylic paint\* to create a rendered look with a subtle vertical joint. Lightweight but durable, EasyLap™ panel is the most easily installed and cost-effective broadwall, textured-cladding solution.

EasyLap™ panel is suitable for use as an external wall cladding in residential single and medium-density homes, including alterations and additions, where a uniform broadwall cladding is required. Ideal for full wrap or composite construction designs on either timber or light gauge steel framed homes.




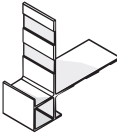
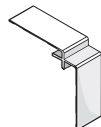
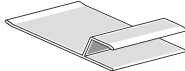
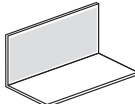
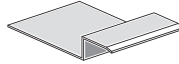
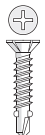
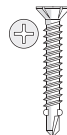




*EasyLap™ panel*

Product Code	Length (mm)	Width (mm)	Thickness (mm)	Mass (kg/m <sup>2</sup> )	Coverage per Panel (m <sup>2</sup> )
404186	3,000	900	8.5	12.46	2.70
404184	2,440	1,200	8.5	12.46	2.93
404185	3,000	1,200	8.5	12.46	3.60

**Selling units per pack:** 40 sheets



## Accessories & Tools Supplied by James Hardie

 <p><b>304560</b></p>	<p><b>James Hardie™ 50mm wide Foam Back Sealing Tape</b></p> <p>A self-adhesive foam tape to help improve water tightness. It is applied under sheet joins to the vapour permeable membrane along the stud face.</p> <p>Length: 25 metres long roll Selling Unit: 1 each</p>	 <p><b>305521</b></p>	<p><b>James Hardie™ 9mm Aluminium External Corner</b></p> <p>A ready to paint aluminium extrusion, to be used at external corner junctions to conceal the board edge.</p> <p>Length: 3,000mm Selling Unit: 5 per pack</p>
 <p><b>305520</b></p>	<p><b>James Hardie™ 9mm Aluminium Internal Corner</b></p> <p>A ready to paint aluminium extrusion, to be used at internal corner junctions to conceal the board edge.</p> <p>Length: 3,000mm Selling Unit: 5 per pack</p>	 <p><b>305613</b></p>	<p><b>James Hardie™ 9mm Aluminium Horizontal h Flashing</b></p> <p>A ready to paint aluminium horizontal flashing to be used for horizontal control joints.</p> <p>Length: 3,000mm Selling Unit: 5 per pack</p>
 <p><b>305564</b></p>	<p><b>James Hardie™ 75x75mm COLORBOND® Corner Flashing</b></p> <p>A COLORBOND® corner flashing for use behind cladding at internal and external corners.</p> <p>Length: 3,000mm Selling Unit: 5 per pack</p>	 <p><b>305614</b></p>	<p><b>James Hardie™ 9mm Aluminium Horizontal h Jointer</b></p> <p>A ready to paint aluminium jointer, used to join the James Hardie™ 9mm Aluminium Horizontal h Flashing.</p> <p>Selling Unit: 10 per pack</p>
 <p><b>305532</b></p>	<p><b>HardieDrive™ Screws 32mm long</b></p> <p>A class 3 finish self-tapping wing-tipped screw for fastening to 0.8mm to 1.6mm BMT steel frames.</p> <p>Selling Unit: 500 per box</p>	 <p><b>305533</b></p>	<p><b>HardieDrive™ Screws 40mm long</b></p> <p>A class 3 finish self-tapping wing-tipped screw for fastening to 0.8mm to 1.6mm BMT steel frames.</p> <p>Selling Unit: 500 per box</p>
 <p><b>300660</b></p>	<p><b>HardieBlade™ Saw Blade 185mm</b></p> <p>A poly-diamond blade for fast and clean cutting of James Hardie™ fibre cement.</p> <p>Diameter: 185mm Selling Unit: 1 each</p>	 <p><b>303375</b></p>	<p><b>HardieBlade™ Saw Blade 254mm</b></p> <p>A poly-diamond blade for fast and clean cutting of James Hardie™ fibre cement.</p> <p>Diameter: 254mm Selling Unit: 1 each</p>
 <p><b>305534</b></p>	<p><b>James Hardie™ Joint Sealant* 300mL cartridge</b></p> <p>A general purpose, paintable, exterior grade polyurethane joint sealant.</p> <p>300mL cartridge Selling Unit: 20 per box</p>	 <p><b>305672</b></p>	<p><b>James Hardie™ Joint Sealant* 600mL sausage</b></p> <p>A general purpose, paintable, exterior grade polyurethane joint sealant.</p> <p>600mL sausage Selling Unit: 20 per box</p>

### Notes:

All dimensions and masses provided are approximate only and subject to manufacturing tolerances. Masses are based on equilibrium content of product. Products are to be installed in accordance with the relevant and current Product Installation Guide and Technical Documentation. For information relating to installation, best practices, warnings and warranties visit [www.jameshardie.com.au](http://www.jameshardie.com.au) or phone us on 13 11 03. Refer to the relevant and current Product Installation Guide for accessories and/or tools not supplied by James Hardie. COLORBOND® is a registered trademark of BlueScope Steel Pty Ltd.

### Key:

\*For use in conjunction with EasyLap™ panels - James Hardie does not supply these products; please contact the component manufacturer for information on their warranties and further information on their products. † Not to be used in fire applications.

# HardieTex™ system

HardieTex™ system is a strong, pre-primed base sheet that is finished on-site with a specialised texture coat system\*, which includes joint reinforcement. HardieTex™ system is the original way to create a decorative, monolithic rendered look without the need for masonry.

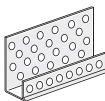
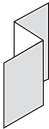
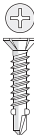
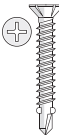
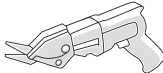





HardieTex™ system is suitable for use as an external cladding in residential homes, including alterations and additions, where a lightweight system with a monolithic rendered look is required. Ideal for full wrap or composite construction designs on either timber or light gauge steel framed homes.



Product Code	Length (mm)	Width (mm)	Thickness (mm)	Mass (kg/m <sup>2</sup> )	Coverage per Panel (m <sup>2</sup> )
400293	2,440	900	7.5	11.33	2.20
401651	2,440	1,200	7.5	11.33	2.93
400295	2,725	900	7.5	11.33	2.45
400294	2,725	1,200	7.5	11.33	3.27
400296	3,000	900	7.5	11.33	2.70
400291	3,000	1,200	7.5	11.33	3.60

Selling units per pack: 30 sheets or each

## Accessories & Tools Supplied by James Hardie

 <p><b>305568</b></p>	<p><b>James Hardie™ 7.5mm PVC Starter Strip</b> A perforated PVC extrusion, used with HardieTex™ base sheet to provide a straight edge to finish the texture coating or used with PrimeLine™ Newport or Summit weatherboard to kick out the bottom row to the correct angle. Length: 3,000mm Selling Unit: 25 per pack</p>	 <p><b>305569</b></p>	<p><b>HardieTex™ 7.5mm PVC Z Flashing</b> A PVC extrusion for use with HardieTex™ system to provide an alternative detail option at horizontal control joints. Length: 3,000mm Selling Unit: 25 per pack</p>
 <p><b>305532</b></p>	<p><b>HardieDrive™ Screws 32mm long</b> A class 3 finish self-tapping wing-tipped screw for fastening to 0.8mm to 1.6mm BMT steel frames. Selling Unit: 500 per box</p>	 <p><b>305533</b></p>	<p><b>HardieDrive™ Screws 40mm long</b> A class 3 finish self-tapping wing-tipped screw for fastening to 0.8mm to 1.6mm BMT steel frames. Selling Unit: 500 per box</p>
 <p><b>300653</b></p>	<p><b>James Hardie™ Fibreshears</b> Electric tool for cutting fibre cement sheets. Selling Unit: 1 each</p>	 <p><b>305915</b></p>	<p><b>Villaboard™ Knife</b> A score and snap knife designed to efficiently cut through James Hardie™ external cladding and internal lining products ≤9mm thick. Selling Unit: 12 per pack</p>
 <p><b>300660</b></p>	<p><b>HardieBlade™ Saw Blade 185mm</b> A poly-diamond blade for fast and clean cutting of James Hardie™ fibre cement. Diameter: 185mm Selling Unit: 1 each</p>	 <p><b>303375</b></p>	<p><b>HardieBlade™ Saw Blade 254mm</b> A poly-diamond blade for fast and clean cutting of James Hardie™ fibre cement. Diameter: 254mm Selling Unit: 1 each</p>
 <p><b>305534</b></p>	<p><b>James Hardie™ Joint Sealant* 300mL cartridge</b> A general purpose, paintable, exterior grade polyurethane joint sealant. 300mL cartridge Selling Unit: 20 per box</p>	 <p><b>305672</b></p>	<p><b>James Hardie™ Joint Sealant* 600mL sausage</b> A general purpose, paintable, exterior grade polyurethane joint sealant. 600mL sausage Selling Unit: 20 per box</p>

### Notes:

All dimensions and masses provided are approximate only and subject to manufacturing tolerances. Masses are based on equilibrium content of product. Products are to be installed in accordance with the relevant and current Product Installation Guide and Technical Documentation. For information relating to installation, best practices, warnings and warranties visit [www.jameshardie.com.au](http://www.jameshardie.com.au) or phone us on 13 11 03. Refer to the relevant and current Product Installation Guide for accessories and/or tools not supplied by James Hardie.

### Key:

\* Not supplied by James Hardie. To be applied in accordance with the texture coat manufacturer's guidelines. ^ Not to be used in fire applications.

# HardieFlex™ sheet

HardieFlex™ is a smooth, flat sheet that is painted on-site to create a flat panel look.

HardieFlex™ sheets are suitable for use as an external wall cladding, eaves or soffit lining in residential single and medium-density homes, including alterations and additions, where a flat panel look is required. Ideal for full wrap or composite construction designs on either timber or light gauge steel framed homes.



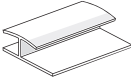
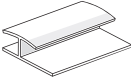
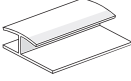
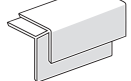
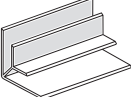
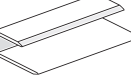
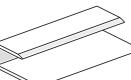
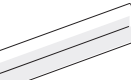
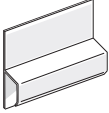
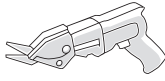


Product Code	Length (mm)	Width (mm)	Thickness (mm)	Mass (kg/m <sup>2</sup> )	Coverage per Panel (m <sup>2</sup> )
400195	1,800	900	4.5	6.50	1.62
400189	1,800	1,200	4.5	6.50	2.16
400188	2,100	1,200	4.5	6.50	2.52
400193	2,400	900	4.5	6.50	2.16
400186	2,400	1,200	4.5	6.50	2.88
400192	2,700	900	4.5	6.50	2.43
400184	2,700	1,200	4.5	6.50	3.24
400191	3,000	900	4.5	6.50	2.70
400182	3,000	1,200	4.5	6.50	3.60
400173	1,800	1,200	6	8.69	2.16
400175	2,400	900	6	8.69	2.16
400171	2,400	1,200	6	8.69	2.88
400169	2,700	1,200	6	8.69	3.24
401970 <sup>†</sup>	3,000	900	6	8.69	2.70
400167	3,000	1,200	6	8.69	3.60



Closeup with Scyon™ Axent™ trim batten

**Selling units per pack:** 4.5mm – 60 sheets, 30 sheets per half pack;  
6mm – 30 sheets, 15 sheets per half pack

## Accessories & Tools Supplied by James Hardie

 <p><b>305538</b></p>	<p><b>James Hardie™ PVC Straight Jointer 2,400mm x 4.5mm</b> A PVC extrusion used to join sheets. Length: 2,400mm x 4.5mm Selling Unit: 25 per pack</p>	 <p><b>305541</b></p>	<p><b>James Hardie™ PVC Straight Jointer 3,000mm x 4.5mm</b> A PVC extrusion used to join sheets. Length: 3,000mm x 4.5mm Selling Unit: 25 per pack</p>
 <p><b>305546</b></p>	<p><b>James Hardie™ PVC Straight Jointer 3,000mm x 6.0mm</b> A PVC extrusion used to join sheets. Length: 3,000mm x 6.0mm Selling Unit: 25 per pack</p>	 <p><b>305544</b></p>	<p><b>James Hardie™ PVC External Corner Angle for 6mm thick sheets</b> A PVC extrusion, to be used with 6mm thick sheets at external corner junctions to conceal the sheet edge. Length: 3,000mm Selling Unit: 25 per pack</p>
 <p><b>305545</b></p>	<p><b>James Hardie™ PVC Internal Corner Angle for 6mm thick sheets</b> A PVC extrusion, to be used with 6mm thick sheets at internal corner junctions to conceal the sheet edge. Length: 3,000mm Selling Unit: 25 per pack</p>	 <p><b>305542</b></p>	<p><b>James Hardie™ PVC Cap Mould 3,000mm x 4.5mm</b> A PVC extrusion used to finish sheet edges. Length: 3,000mm x 4.5mm Selling Unit: 25 per pack</p>
 <p><b>305543</b></p>	<p><b>James Hardie™ PVC Cap Mould 3,000mm x 6.0mm</b> A PVC extrusion used to finish sheet edges. Length: 3,000mm x 6.0mm Selling Unit: 25 per pack</p>	 <p><b>305554</b></p>	<p><b>James Hardie™ 45x45mm PVC Corner Angle Mould</b> A PVC extrusion used to finish internal and external corners. Length: 3,000mm Selling Unit: 25 per pack</p>
 <p><b>305552</b></p>	<p><b>James Hardie™ PVC Flashing Mould for 6mm thick sheets</b> A PVC extrusion for multicourse fixing of 6mm thick sheets. Length: 3,000mm Selling Unit: 25 per pack</p>	 <p><b>300653</b></p>	<p><b>James Hardie™ Fibreshears</b> Electric tool for cutting fibre cement sheets. Selling Unit: 1 each</p>
 <p><b>300660</b></p>	<p><b>HardieBlade™ Saw Blade 185mm</b> A poly-diamond blade for fast and clean cutting of James Hardie™ fibre cement. Diameter: 185mm Selling Unit: 1 each</p>	 <p><b>300375</b></p>	<p><b>HardieBlade™ Saw Blade 254mm</b> A poly-diamond blade for fast and clean cutting of James Hardie™ fibre cement. Diameter: 254mm Selling Unit: 1 each</p>

### Notes:

All dimensions and masses provided are approximate only and subject to manufacturing tolerances. Masses are based on equilibrium content of product. Products are to be installed in accordance with the relevant and current Product Installation Guide and Technical Documentation. For information relating to installation, best practices, warnings and warranties visit [www.jameshardie.com.au](http://www.jameshardie.com.au) or phone us on 13 11 03. Refer to the relevant and current Product Installation Guide for accessories and/or tools not supplied by James Hardie.

### Key:

‡ Available in QLD only. \*4.5mm thick sheets are not suitable for use as bracing.

# PanelClad™ sheet

PanelClad™ sheet is a pre-textured, site-painted sheet in two modern styles:

**PanelClad™ Stucco sheet:** a hand-trowelled cement-rendered look, reminiscent of a Mediterranean style.

**PanelClad™ TextureLine sheet:** a rough-hewn, vertical board and batten surface that gives the effect of bandsawn timber.


PanelClad™ sheet is suitable for use as an external or internal wall cladding in residential single and medium-density homes, including alterations and additions, where a textured feature panel is required. Ideal for creating whole walls of interest or to emphasise design features such as gable ends, on either timber or light gauge steel framed homes.



PanelClad™ Stucco sheet  
a hand-trowelled cement-rendered finish



PanelClad™ TextureLine sheet  
a rough-hewn, board and batten finish



Profile	Product Code	Length (mm)	Width (mm)	Thickness (mm)	Mass (kg/m <sup>2</sup> )	Coverage per Panel (m <sup>2</sup> )
Stucco	400404	2,440	1,200	6	9.32	2.93
TextureLine	400417	2,700	1,198	6	9.28	3.23

**Selling units per pack:** 30 sheets or each

**Notes:**

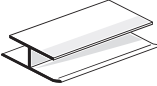
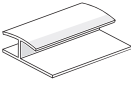
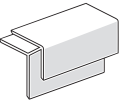
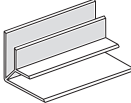
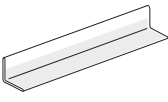
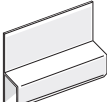
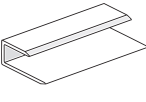
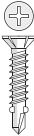
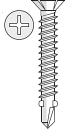
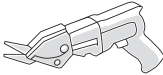

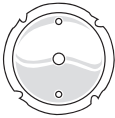


All dimensions and masses provided are approximate only and subject to manufacturing tolerances. Masses are based on equilibrium content of product. Products are to be installed in accordance with the relevant and current Product Installation Guide and Technical Documentation. For information relating to installation, best practices, warnings and warranties visit [www.jameshardie.com.au](http://www.jameshardie.com.au) or phone us on 13 11 03. Refer to the relevant and current Product Installation Guide for accessories and/or tools not supplied by James Hardie.

**Key:**

\* Not to be used in fire applications.




## Accessories & Tools Supplied by James Hardie

 <p><b>305780</b></p>	<p><b>PineRidge™ &amp; PanelClad™ TextureLine PVC Straight Joinder</b> Length: 2,700mm Selling Unit: 25 per pack</p>	 <p><b>305546</b></p>	<p><b>James Hardie™ PVC Straight Joinder 3,000mm x 6.0mm</b> A PVC extrusion used to join sheets. Length: 3,000mm x 6.0mm Selling Unit: 25 per pack</p>
 <p><b>305544</b></p>	<p><b>James Hardie™ PVC External Corner Angle for 6mm thick sheets</b> A PVC extrusion, to be used with 6mm thick sheets at external corner junctions to conceal the sheet edge. Length: 3,000mm Selling Unit: 25 per pack</p>	 <p><b>305545</b></p>	<p><b>James Hardie™ PVC Internal Corner Angle for 6mm thick sheets</b> A PVC extrusion, to be used with 6mm thick sheets at internal corner junctions to conceal the sheet edge. Length: 3,000mm Selling Unit: 25 per pack</p>
 <p><b>305554</b></p>	<p><b>James Hardie™ 45x45mm PVC Corner Angle Mould</b> A PVC extrusion used to finish internal and external corners. Length: 3,000mm Selling Unit: 25 per pack</p>	 <p><b>305552</b></p>	<p><b>James Hardie™ PVC Flashing Mould for 6mm thick sheets</b> A PVC extrusion for multicourse fixing of 6mm thick sheets. Length: 3,000mm Selling Unit: 25 per pack</p>
 <p><b>305543</b></p>	<p><b>James Hardie™ PVC Cap Mould 3,000mm x 6.0mm</b> A PVC extrusion used to finish sheet edges. Length: 3,000mm x 6.0mm Selling Unit: 25 per pack</p>	 <p><b>305532</b></p>	<p><b>HardieDrive™ Screws 32mm long</b> A class 3 finish self-tapping wing-tipped screw for fastening to 0.8mm to 1.6mm BMT steel frames. Selling Unit: 500 per box</p>
 <p><b>305533</b></p>	<p><b>HardieDrive™ Screws 40mm long</b> A class 3 finish self-tapping wing-tipped screw for fastening to 0.8mm to 1.6mm BMT steel frames. Selling Unit: 500 per box</p>	 <p><b>300653</b></p>	<p><b>James Hardie™ Fibreshears</b> Electric tool for cutting fibre cement sheets. Selling Unit: 1 each</p>
 <p><b>305915</b></p>	<p><b>Villaboard™ Knife</b> A score and snap knife designed to efficiently cut through James Hardie™ external cladding and internal lining products ≤9mm thick. Selling Unit: 12 per pack</p>	 <p><b>300660 / 303375</b></p>	<p><b>HardieBlade™ Saw Blade</b> A poly-diamond blade for fast and clean cutting of James Hardie™ fibre cement. 185mm / 254mm Diameter: 185mm / 254mm Selling Unit: 1 each</p>
 <p><b>305534</b></p>	<p><b>James Hardie™ Joint Sealant 300mL cartridge</b> A general purpose, paintable, exterior grade polyurethane joint sealant. 300mL cartridge Selling Unit: 20 per box</p>	 <p><b>305672</b></p>	<p><b>James Hardie™ Joint Sealant 600mL sausage</b> A general purpose, paintable, exterior grade polyurethane joint sealant. 600mL sausage Selling Unit: 20 per box</p>

# HardieFlex™ sheet in eaves lining sizes

HardieFlex™ sheet in eaves lining sizes is a smooth, flat sheet that is produced in widths specifically made for eaves. It is site-painted to create a flat panel look.

HardieFlex™ sheet is specifically designed to line eaves and soffits in residential single and medium-density homes, including alterations and additions, where a flat panel look is required. It can be used on either timber or light gauge steel framed homes.



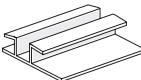
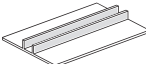
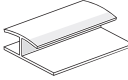
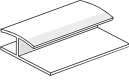
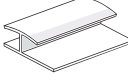
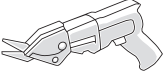



Product Code	Length (mm)	Width (mm)	Thickness (mm)	Mass (kg/m <sup>2</sup> )	Coverage per Sheet (m <sup>2</sup> )
400393	2,400	450	4.5	6.72	1.08
400392	2,400	600	4.5	6.72	1.44
400391	2,400	750	4.5	6.72	1.80
400389	2,400	600	6	8.69	1.44

**Selling units per pack:** 60 sheets or 30 sheets



Closeup with batten

## Accessories & Tools Supplied by James Hardie

 <p><b>305506</b></p>	<p><b>James Hardie™ PVC Eave and Soffit Joints for use with 4.5mm thick sheets</b>            A PVC extrusion used to join 4.5mm thick Versilux™ or HardieFlex™ sheets in eave and soffit applications, to give an expressed joint look.            Note: Not suitable for external wall cladding applications.            Length: 3,000mm            Selling Unit: 25 per pack</p>	 <p><b>305432</b></p>	<p><b>James Hardie™ PVC Eave and Soffit Joints for use with 6mm thick sheets</b>            A black PVC extrusion used to join 6mm thick Versilux™ or HardieFlex™ sheets in eave and soffit applications, to give an expressed joint look.            Note: Not suitable for external wall cladding applications.            Length: 3,000mm            Selling Unit: 25 per pack</p>
 <p><b>305538</b></p>	<p><b>James Hardie™ PVC Straight Joints 2,400mm x 4.5mm</b>            A PVC extrusion used to join sheets.            Length: 2,400mm x 4.5mm            Selling Unit: 25 per pack</p>	 <p><b>305541</b></p>	<p><b>James Hardie™ PVC Straight Joints 3,000mm x 4.5mm</b>            A PVC extrusion used to join sheets.            Length: 3,000mm x 4.5mm            Selling Unit: 25 per pack</p>
 <p><b>305546</b></p>	<p><b>James Hardie™ PVC Straight Joints 3,000mm x 6.0mm</b>            A PVC extrusion used to join sheets.            Length: 3,000mm x 6.0mm            Selling Unit: 25 per pack</p>	 <p><b>300653</b></p>	<p><b>James Hardie™ Fibreshears</b>            Electric tool for cutting fibre cement sheets.            Selling Unit: 1 each</p>
 <p><b>305915</b></p>	<p><b>Villaboard™ Knife</b>            A score and snap knife designed to efficiently cut through James Hardie™ external cladding and internal lining products ≤9mm thick.            Selling Unit: 12 per pack</p>	 <p><b>300660</b></p>	<p><b>HardieBlade™ Saw Blade 185mm</b>            A poly-diamond blade for fast and clean cutting of James Hardie™ fibre cement.            Diameter: 185mm            Selling Unit: 1 each</p>
 <p><b>303375</b></p>	<p><b>HardieBlade™ Saw Blade 254mm</b>            A poly-diamond blade for fast and clean cutting of James Hardie™ fibre cement.            Diameter: 254mm            Selling Unit: 1 each</p>		

### Notes:

All dimensions and masses provided are approximate only and subject to manufacturing tolerances. Masses are based on equilibrium content of product. Products are to be installed in accordance with the relevant and current Product Installation Guide and Technical Documentation. For information relating to installation, best practices, warnings and warranties visit [www.jameshardie.com.au](http://www.jameshardie.com.au) or phone us on 13 11 03. Refer to the relevant and current Product Installation Guide for accessories and/or tools not supplied by James Hardie.

# Scyon™ Axent™ trim

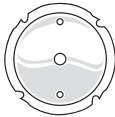
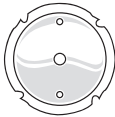


A thick and versatile trim made from Scyon™, an advanced cement composite. Scyon™ Axent™ trim is the easy way to add finishing touches that maintain their appearance.

Scyon™ Axent™ trim is ideal for edge treatment around windows, finishing touches to internal and external corners, as a design enhancer at butt joints.



Finish	Product Code	Length (mm)	Width (mm)	Thickness (mm)	Weight per Length (kg)
Sanded	404400	3,640	89	19	10.00
Smooth	404662	4,200	45	19	4.70
Sanded	404402	3,640	89	38	19.90
Smooth	403626	4,200	45	38	9.50

## Accessories & Tools Supplied by James Hardie

 <p><b>300660</b></p>	<p><b>HardieBlade™ Saw Blade 185mm</b> A poly-diamond blade for fast and clean cutting of James Hardie™ fibre cement. Diameter: 185mm Selling Unit: 1 each</p>	 <p><b>303375</b></p>	<p><b>HardieBlade™ Saw Blade 254mm</b> A poly-diamond blade for fast and clean cutting of James Hardie™ fibre cement. Diameter: 254mm Selling Unit: 1 each</p>
 <p><b>305534</b></p>	<p><b>James Hardie™ Joint Sealant* 300mL cartridge</b> A general purpose, paintable, exterior grade polyurethane joint sealant. 300mL cartridge Selling Unit: 20 per box</p>	 <p><b>305672</b></p>	<p><b>James Hardie™ Joint Sealant* 600mL sausage</b> A general purpose, paintable, exterior grade polyurethane joint sealant. 600mL sausage Selling Unit: 20 per box</p>

### Notes:

All dimensions and masses provided are approximate only and subject to manufacturing tolerances. Masses are based on equilibrium content of product. Products are to be installed in accordance with the relevant and current Product Installation Guide and Technical Documentation. For information relating to installation, best practices, warnings and warranties visit [www.jameshardie.com.au](http://www.jameshardie.com.au) or phone us on 13 11 03. Refer to the relevant and current Product Installation Guide for accessories and/or tools not supplied by James Hardie.

### Key:

^ Not to be used in fire applications.

# HardieEdge™ trim

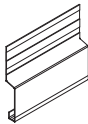
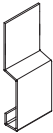

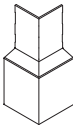
HardieEdge™ trim is an architectural slab edge solution. Fabricated from high quality powder coated aluminium, HardieEdge™ trim provides a premium finish when installed at the base of compatible James Hardie™ and Scyon™ cladding products.

HardieEdge™ trim is suitable for use in residential and selected commercial applications where compatible James Hardie™ and Scyon™ weatherboard, cladding and facade systems are fixed to a seasoned timber or light-gauge steel frame.

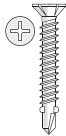





## Product Components

 <p><b>305911</b></p>	<p><b>HardieEdge™ Base Trim 3,950mm</b> A powder coated 3,950mm long aluminium extrusion used at slab edges. Colour: 'Sable™ Brilliance' (dark grey) Selling Unit: 4 per pack</p>	 <p><b>305912</b></p>	<p><b>HardieEdge™ Base Trim Jointer</b> An aluminium extrusion used with HardieEdge™ Base Trim to conceal joints. Selling Unit: 12 per pack</p>
 <p><b>305913</b></p>	<p><b>HardieEdge™ Internal Corner</b> An aluminium mould used with HardieEdge™ Base Trim at internal corner junctions. Colour: 'Sable™ Brilliance' (dark grey) Selling Unit: 4 per pack</p>	 <p><b>305914</b></p>	<p><b>HardieEdge™ External Corner</b> An aluminium mould used with HardieEdge™ Base Trim at external corner junctions. Colour: 'Sable™ Brilliance' (dark grey) Selling Unit: 4 per pack</p>

## Accessories & Tools Supplied by James Hardie

 <p><b>305533</b></p>	<p><b>HardieDrive™ Screws 40mm long</b> A class 3 finish self-tapping wing-tipped screw for fastening to 0.8mm to 1.6mm BMT steel frames. Selling Unit: 500 per box</p>	 <p><b>305534</b></p>	<p><b>James Hardie™ Joint Sealant* 300mL cartridge</b> A general purpose, paintable, exterior grade polyurethane joint sealant. 300mL cartridge Selling Unit: 20 per box</p>
--------------------------------------------------------------------------------------------------------	---------------------------------------------------------------------------------------------------------------------------------------------------------------------------------	--------------------------------------------------------------------------------------------------------	------------------------------------------------------------------------------------------------------------------------------------------------------------------------------------------

### Notes:

All dimensions and masses provided are approximate only and subject to manufacturing tolerances. Masses are based on equilibrium content of product. Products are to be installed in accordance with the relevant and current Product Installation Guide and Technical Documentation. For information relating to installation, best practices, warnings and warranties visit [www.jameshardie.com.au](http://www.jameshardie.com.au) or phone us on 13 11 03. Refer to the relevant and current Product Installation Guide for accessories and/or tools not supplied by James Hardie.

### Key:

\*See HardieEdge™ Installation Guide for compatible claddings. ^ Not to be used in fire applications.

# HardieBrace™ sheet

HardieBrace™ sheet is a 5mm thick, durable bracing sheet.

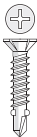
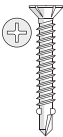
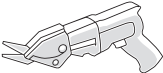



HardieBrace™ sheet is suitable for use externally, under wall cladding on residential and medium-density homes on either timber or light gauge steel frames to provide structural bracing against lateral forces (such as wind) or racking shear (from movement such as earthquakes).



Product Code	Length (mm)	Width (mm)	Thickness (mm)	Mass (kg/m <sup>2</sup> )	Coverage per Sheet (m <sup>2</sup> )
400159	2,440	925	5	7.79	2.26
400157	2,440	1,225	5	7.79	2.99
400158	2,725	925	5	7.79	2.52
400156	2,725	1,225	5	7.79	3.34

Selling units per pack: 30 sheets

## Accessories & Tools Supplied by James Hardie

 <p><b>305532</b></p>	<p><b>HardieDrive™ Screws 32mm long</b> A class 3 finish self-tapping wing-tipped screw for fastening to 0.8mm to 1.6mm BMT steel frames. Selling Unit: 500 per box</p>	 <p><b>305533</b></p>	<p><b>HardieDrive™ Screws 40mm long</b> A class 3 finish self-tapping wing-tipped screw for fastening to 0.8mm to 1.6mm BMT steel frames. Selling Unit: 500 per box</p>
 <p><b>300653</b></p>	<p><b>James Hardie™ Fibreshears</b> Electric tool for cutting fibre cement sheets. Selling Unit: 1 each</p>	 <p><b>305915</b></p>	<p><b>Villaboard™ Knife</b> A score and snap knife designed to efficiently cut through James Hardie™ external cladding and internal lining products ≤9mm thick. Selling Unit: 12 per pack</p>
 <p><b>300660</b></p>	<p><b>HardieBlade™ Saw Blade 185mm</b> A poly-diamond blade for fast and clean cutting of James Hardie™ fibre cement. Diameter: 185mm Selling Unit: 1 each</p>	 <p><b>303375</b></p>	<p><b>HardieBlade™ Saw Blade 254mm</b> A poly-diamond blade for fast and clean cutting of James Hardie™ fibre cement. Diameter: 254mm Selling Unit: 1 each</p>

### Notes:

All dimensions and masses provided are approximate only and subject to manufacturing tolerances. Masses are based on equilibrium content of product. Products are to be installed in accordance with the relevant and current Product Installation Guide and Technical Documentation. For information relating to installation, best practices, warnings and warranties visit [www.jameshardie.com.au](http://www.jameshardie.com.au) or phone us on 13 11 03. Refer to the relevant and current Product Installation Guide for accessories and/or tools not supplied by James Hardie.

### Key:

\* When installed in accordance with James Hardie's Structural Bracing Application Guide.

# HardieBreak™ thermal strip

HardieBreak™ is a 12mm thick thermal break strip designed to reduce thermal bridging in steel frame applications\*. It is made from a unique dual layer density configuration of polyolefin insulating material with a closed cell technology.

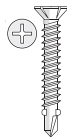
HardieBreak™ thermal strip has been specifically designed for use behind James Hardie™ and Scyon™ external cladding on steel frames in residential, medium density, transportable and commercial applications\*.



Product Code	Length (mm)	Width (mm)	Thickness (mm)	Pack Weight (kg)	Lineal Metres per Pack
305612	2,750	43	12	10.3	123.75

Selling units per pack: 45

## Accessories & Tools Supplied by James Hardie

 <p><b>305533</b></p>	<p><b>HardieDrive™ Screws 40mm long</b></p> <p>A class 3 finish self-tapping wing-tipped screw for fastening to 0.8mm to 1.6mm BMT steel frames.</p> <p>Selling Unit: 500 per box</p>
--------------------------------------------------------------------------------------------------------	---------------------------------------------------------------------------------------------------------------------------------------------------------------------------------------



### Notes:

All dimensions and masses provided are approximate only and subject to manufacturing tolerances. Products are to be installed in accordance with the relevant and current Product Installation Guide and Technical Documentation. For information relating to installation, best practices, warnings and warranties visit [www.jameshardie.com.au](http://www.jameshardie.com.au) or phone us on 13 11 03. Refer to the relevant and current Product Installation Guide for accessories and/or tools not supplied by James Hardie.

### Key:

\* HardieBreak™ thermal strip may not be suitable in Type A and B fire-resisting construction as per Specification C1.1 (Volume 1) of the National Construction Code. Contact James Hardie on 13 11 03 for further information and advice prior to specification.

# HardieWrap™ weather barrier

HardieWrap™ weather barrier is a non-perforated, highly breathable safe-glare weather barrier to be used behind James Hardie™, Scyon™ and other external cladding products.

Made from an advanced triple-layered material, HardieWrap™ weather barrier has been engineered for the Australian climate. It delivers a triple-shield of protection to help against external weather penetration, internal condensation build up and external heat penetration.

HardieWrap™ weather barrier can be used in wall and gable applications in all Australian climates zones from 2 through to 8 (as per green shading on the map). Similar to most wall wraps, the exception is zone 1 – the hot and humid tropics of Far North Queensland, the Northern Territory and parts of Northern Western Australia<sup>^</sup>.

HardieWrap™ weather barrier can be fixed to timber or light gauge steel frames, beneath James Hardie™, Scyon™ and other external claddings, in residential, medium density and commercial buildings.



Product Code	Roll Length (m)	Roll Width (m)	Roll Weight (kg)	Roll Coverage (m2)	Duty Classification <sup>*</sup>
305664	30	2.75	9	82.5	Light <sup>*</sup>

Wall cutaway



Usage areas



**Notes:**

All dimensions and masses provided are approximate only and subject to manufacturing tolerances. Products are to be installed in accordance with the relevant and current Product Installation Guide and Technical Documentation. For information relating to installation, best practices, warnings and warranties visit [www.jameshardie.com.au](http://www.jameshardie.com.au) or phone us on 13 11 03. Refer to the relevant and current Product Installation Guide for accessories and/or tools not supplied by James Hardie.

**Key:**


^ Specifier is responsible for confirming the suitability of HardieWrap™ weather barrier for a specific design and climate zone with the selected external cladding product. Refer to the relevant cladding manufacturer for further information. \*\* In accordance with AS/NZS 4200.1.



# Scyon™ Secura™ exterior flooring

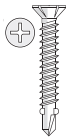
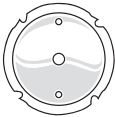



Scyon™ Secura™ exterior flooring is an external structural flooring substrate for tile finishes over timber or lightweight steel floor joists. Simple and fast to install, Secura™ exterior flooring helps give you extra peace of mind against moisture damage to balconies and decks.

Scyon™ Secura™ exterior flooring is suitable for use as an external substrate for tiled residential balconies and decks. It's an alternative to particle board, plywood or compressed fibre cement.



Edge Colour	Product Code	Length (mm)	Width (mm)	Thickness (mm)	Joint Centres (mm)	Mass (kg/m <sup>2</sup> )	Coverage per Sheet (m <sup>2</sup> )
Light Blue	404050	2,700	600	19	450	24.50	1.62
Dark Blue	404689	2,400	600	22	600	28.30	1.44

## Accessories & Tools Supplied by James Hardie

 <p><b>305533</b></p>	<p><b>HardieDrive™ Screws 40mm long</b> A class 3 finish self-tapping wing-tipped screw for fastening to 0.8mm to 1.6mm BMT steel frames. Selling Unit: 500 per box</p>	 <p><b>300660</b></p>	<p><b>HardieBlade™ Saw Blade 185mm</b> A poly-diamond blade for fast and clean cutting of James Hardie™ fibre cement. Diameter: 185mm Selling Unit: 1 each</p>
 <p><b>303375</b></p>	<p><b>HardieBlade™ Saw Blade 254mm</b> A poly-diamond blade for fast and clean cutting of James Hardie™ fibre cement. Diameter: 254mm Selling Unit: 1 each</p>	 <p><b>305534</b></p>	<p><b>James Hardie™ Joint Sealant* 300mL cartridge</b> A general purpose, paintable, exterior grade polyurethane joint sealant. 300mL cartridge Selling Unit: 20 per box</p>
 <p><b>305672</b></p>	<p><b>James Hardie™ Joint Sealant* 600mL sausage</b> A general purpose, paintable, exterior grade polyurethane joint sealant. 600mL sausage Selling Unit: 20 per box</p>		

### Notes:

All dimensions and masses provided are approximate only and subject to manufacturing tolerances. Masses are based on equilibrium content of product. Products are to be installed in accordance with the relevant and current Product Installation Guide and Technical Documentation. For information relating to installation, best practices, warnings and warranties visit [www.jameshardie.com.au](http://www.jameshardie.com.au) or phone us on 13 11 03. Refer to the relevant and current Product Installation Guide for accessories and/or tools not supplied by James Hardie.

### Key:

^ Not to be used in fire applications.

# Villaboard™ lining

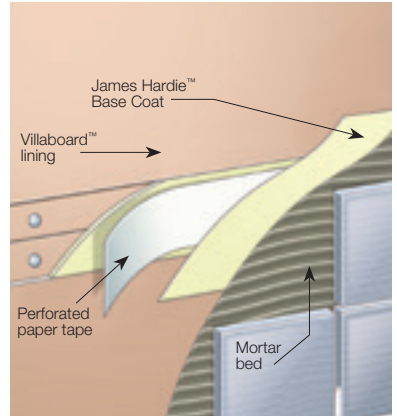
Villaboard™ lining is a flat sheet with long edges recessed for flush jointing. Sanded smooth, Villaboard™ lining is a seamless flat surface that can be painted, wallpapered or tiled to create a wide range of design looks.

Villaboard™ lining is suitable for use as an internal wall and ceiling lining in bathrooms, laundries, kitchens and high-traffic areas in residential, medium-density and commercial buildings, where a durable wet area lining or a durable, seamless flat surface is required for tiles, wallpaper or paint. It can be used on either timber or light gauge steel framed buildings.

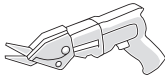











Product Code	Length (mm)	Width (mm)	Thickness (mm)	Mass (kg/m <sup>2</sup> )	Coverage per Sheet (m <sup>2</sup> )
400364	1,800	1,200	6	9.54	2.16
400367	2,400	900	6	9.54	2.16
400362	2,400	1,200	6	9.54	2.88
400357	2,400	1,200	9	13.94	2.88
400370	2,400	1,350	6	9.54	3.24
400361	2,700	1,200	6	9.54	3.24
400356	2,700	1,200	9	13.94	3.24
400366	3,000	900	6	9.54	2.70
400360	3,000	1,200	6	9.54	3.60
400355	3,000	1,200	9	13.94	3.60
400352	3,000	1,200	12	18.59	3.60
400369	3,000	1,350	6	9.54	4.05
403331	3,000	1,350	9 <sup>a</sup>	13.94	4.05
400359	3,600	1,200	6	9.54	4.32
400354	3,600	1,200	9	13.94	4.32
400368	3,600	1,350	6	9.54	4.86
400358	4,200	1,200	6	9.54	5.04
400363	4,200	1,350	6	9.54	5.67

**Selling units per pack:** 6mm – 60 sheets or multiple of 30 sheets,  
9mm – 30 sheets loose, 12mm – 30 sheets or loose



## Accessories & Tools Supplied by James Hardie

 <p><b>300653</b></p>	<p><b>James Hardie™ Fibreshears</b> Electric tool for cutting fibre cement sheets. Selling Unit: 1 each</p>	 <p><b>305915</b></p>	<p><b>Villaboard™ Knife</b> A score and snap knife designed to efficiently cut through James Hardie™ external cladding and internal lining products ≤9mm thick. Selling Unit: 12 per pack</p>
 <p><b>300660</b></p>	<p><b>HardieBlade™ Saw Blade 185mm</b> A poly-diamond blade for fast and clean cutting of James Hardie™ fibre cement. Diameter: 185mm Selling Unit: 1 each</p>	 <p><b>303375</b></p>	<p><b>HardieBlade™ Saw Blade 254mm</b> A poly-diamond blade for fast and clean cutting of James Hardie™ fibre cement. Diameter: 254mm Selling Unit: 1 each</p>
 <p><b>305534</b></p>	<p><b>James Hardie™ Joint Sealant<sup>†</sup> 300mL cartridge</b> A general purpose, paintable, exterior grade polyurethane joint sealant. 300mL cartridge Selling Unit: 20 per box</p>	 <p><b>305672</b></p>	<p><b>James Hardie™ Joint Sealant<sup>†</sup> 600mL sausage</b> A general purpose, paintable, exterior grade polyurethane joint sealant. 600mL sausage Selling Unit: 20 per box</p>
 <p><b>304491</b></p>	<p><b>James Hardie™ Base Coat 15kg Bag</b> A water-resistant base coat compound. Selling Unit: 1 each</p>	 <p><b>305535</b></p>	<p><b>James Hardie™ Base Coat 4kg Tub</b> A water-resistant base coat compound used in conjunction with James Hardie™ Top Coat to create a seamless flush joint for Villaboard™ lining. Selling Unit: 4 per box</p>
 <p><b>305536</b></p>	<p><b>James Hardie™ Top Coat 3kg Tub</b> A water-resistant top coat compound used in conjunction with James Hardie™ Base Coat to create a seamless flush joint for Villaboard™ lining. Selling Unit: 4 per box</p>	 <p><b>304493</b></p>	<p><b>James Hardie™ Top Coat 15kg Tub</b> A water-resistant top coat compound used in conjunction with James Hardie™ Base Coat to create a seamless flush joint for Villaboard™ lining. Selling Unit: 1 each</p>

### Notes:

All dimensions and masses provided are approximate only and subject to manufacturing tolerances. Masses are based on equilibrium content of product. Products are to be installed in accordance with the relevant and current Product Installation Guide and Technical Documentation. For information relating to installation, best practices, warnings and warranties visit [www.jameshardie.com.au](http://www.jameshardie.com.au) or phone us on 13 11 03. Refer to the relevant and current Product Installation Guide for accessories and/or tools not supplied by James Hardie.

### Key:


<sup>†</sup> Not to be used in fire applications. <sup>‡</sup> Not available in WA or TAS.

# ARChitectural™ Inraw™ panel

ARChitectural™ Inraw™ panel is a pre-finished panel with a high level of application durability and characterised by a natural raw concrete aesthetic.

It's made from a 6mm thick fibre cement substrate coated in ChromaShield™ 100 series clear coat in satin or gloss finish.

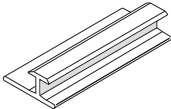
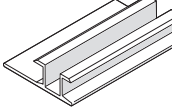
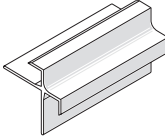
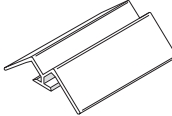
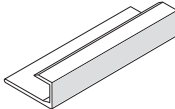
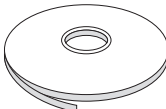


ARChitectural™ Inraw™ panel is suitable for use in commercial applications such as restaurants, cafés and office foyers on interior dry walls and ceilings.



Finish	Product Code	Length (mm)	Width (mm)	Thickness (mm)	Mass (kg/m <sup>2</sup> )	Coverage per Panel (m <sup>2</sup> )
Satin	404626	2,700	1,200	6	10.00	3.24
Gloss	404627	2,700	1,200	6	10.00	3.24

**Selling units per pack:** 12 sheets

## Accessories & Tools Supplied by James Hardie

 <p><b>305654</b></p>	<p><b>6mm Aluminium Dry Area Jointer 2,700mm long</b> A natural anodised aluminium extrusion used to join panels in dry area applications. Length: 2,700mm Selling Unit: 5 per pack</p>	 <p><b>305649</b></p>	<p><b>6mm Aluminium Negative Jointer 2,700mm long</b> A natural anodised aluminium extrusion used to join panels in dry and wet area applications, creating an expressed-joint look. Length: 2,700mm Selling Unit: 5 per pack</p>
 <p><b>305651</b></p>	<p><b>6mm Aluminium External Corner 2,700mm long</b> A natural anodised aluminium extrusion, used to create external corners with panels. Suitable for use in both wet and dry area applications. (Note -Inraw™ panel is suitable for use in dry area applications only). Length: 2,700mm Selling Unit: 5 per pack</p>	 <p><b>305652</b></p>	<p><b>6mm Aluminium Internal Corner 2,700mm long</b> A natural anodised aluminium extrusion, used to create internal corners. Suitable for use in both wet and dry area applications. Length: 2,700mm Selling Unit: 5 per pack</p>
 <p><b>305650</b></p>	<p><b>6mm Aluminium End Cap 2,700mm long</b> A natural anodised aluminium extrusion, used to finish the edges of ARChitectural™ Inraw™ panels. Length: 2,700mm Selling Unit: 5 per pack</p>	 <p><b>305673</b></p>	<p><b>12mm Double Sided Bonding Tape</b> A double sided bonding tape used in conjunction with James Hardie™ Joint Sealant, to adhere ARChitectural™ Inraw™ panels to frame or lining. Length: 33 metres long roll Selling Unit: 1 each</p>
 <p><b>300660</b></p>	<p><b>HardieBlade™ Saw Blade 185mm</b> A poly-diamond blade for fast and clean cutting of James Hardie™ fibre cement. Diameter: 185mm Selling Unit: 1 each</p>	 <p><b>305534</b></p>	<p><b>James Hardie™ Joint Sealant* 300mL cartridge</b> A general purpose, paintable, exterior grade polyurethane joint sealant. 300mL cartridge Selling Unit: 20 per box</p>

### Notes:

All dimensions and masses provided are approximate only and subject to manufacturing tolerances. Masses are based on equilibrium content of product. Products are to be installed in accordance with the relevant and current Product Installation Guide and Technical Documentation. For information relating to installation, best practices, warnings and warranties visit [www.jameshardie.com.au](http://www.jameshardie.com.au) or phone us on 13 11 03. Refer to the relevant and current Product Installation Guide for accessories and/or tools not supplied by James Hardie.

### Key:

\* Not to be used in fire applications.

# Versilux™ lining

Versilux™ lining is a flat sheet with square edges for butt joints. Sanded smooth and pre-sealed, Versilux™ lining provides a flat surface that is site-painted to create a panellised look.

Versilux™ lining is suitable for use in eaves, soffits and ceilings as well as internal walls in high-traffic areas. It suits residential, medium-density and commercial buildings where a durable, flat panel look is required. Suitable for timber or light gauge steel frames.



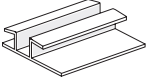
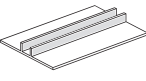
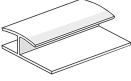
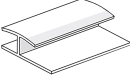
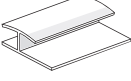
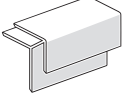
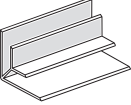
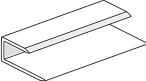
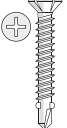
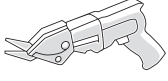

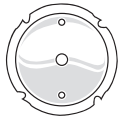
6mm Versilux™ lining with James Hardie™ Black PVC Eave and Soffit Jointer for an express joint look.

Product Code	Length (mm)	Width (mm)	Thickness (mm)	Mass (kg/m <sup>2</sup> )	Coverage per Sheet (m <sup>2</sup> )
400454	2,400	900	4.5 <sup>A</sup>	7.26	2.16
400452	2,400	1,200	4.5 <sup>A</sup>	7.26	2.88
400424	2,400	1,200	6	9.62	2.88
400423	2,700	1,200	6	9.62	3.24
401878	2,700	1,200	9 <sup>F</sup>	13.88	3.24
400425	3,000	900	6	9.62	2.70
400450	3,000	1,200	4.5 <sup>A</sup>	7.26	3.60
400422	3,000	1,200	6	9.62	3.60
400449	3,600	1,200	4.5 <sup>A</sup>	7.26	4.32
400421	3,600	1,200	6	9.62	4.32

**Selling units per pack:** 4.5mm – 30 or 60 sheets, 6mm – 15 or 30 sheets, 9mm – 15 or 30 sheets



## Accessories & Tools Supplied by James Hardie

 <p><b>305506</b></p>	<p><b>James Hardie™ PVC Eave and Soffit Joints for use with 4.5mm thick sheets</b>            A PVC extrusion used to join 4.5mm thick Versilux™ or HardieFlex™ sheets in eave and soffit applications, to give an expressed joint look.            Note: Not suitable for external wall cladding applications.            Length: 3,000mm            Selling Unit: 25 per pack</p>	 <p><b>305432</b></p>	<p><b>James Hardie™ PVC Eave and Soffit Joints for use with 6mm thick sheets</b>            A black PVC extrusion used to join 6mm thick Versilux™ or HardieFlex™ sheets in eave and soffit applications, to give an expressed joint look.            Note: Not suitable for external wall cladding applications.            Length: 3,000mm            Selling Unit: 25 per pack</p>
 <p><b>305538</b></p>	<p><b>James Hardie™ PVC Straight Joints 2,400mm x 4.5mm</b>            A PVC extrusion used to join sheets.            Length: 2,400mm x 4.5mm            Selling Unit: 25 per pack</p>	 <p><b>305541</b></p>	<p><b>James Hardie™ PVC Straight Joints 3,000mm x 4.5mm</b>            A PVC extrusion used to join sheets.            Length: 3,000mm x 4.5mm            Selling Unit: 25 per pack</p>
 <p><b>305546</b></p>	<p><b>James Hardie™ PVC Straight Joints 3,000mm x 6.0mm</b>            A PVC extrusion used to join sheets.            Length: 3,000mm x 6.0mm            Selling Unit: 25 per pack</p>	 <p><b>305544</b></p>	<p><b>James Hardie™ PVC External Corner Angle for 6mm thick sheets</b>            A PVC extrusion, to be used with 6mm thick sheets at external corner junctions to conceal the sheet edge.            Length: 3,000mm            Selling Unit: 25 per pack</p>
 <p><b>305545</b></p>	<p><b>James Hardie™ PVC Internal Corner Angle for 6mm thick sheets</b>            A PVC extrusion, to be used with 6mm thick sheets at internal corner junctions to conceal the sheet edge.            Length: 3,000mm            Selling Unit: 25 per pack</p>	 <p><b>305542 / 305543</b></p>	<p><b>James Hardie™ PVC Cap Mould</b>            A PVC extrusion used to finish sheet edges.            Length: 3,000mm x 4.5mm/            3,000mm x 6.0mm            Selling Unit: 25 per pack</p>
 <p><b>305532 / 305533</b></p>	<p><b>HardieDrive™ Screws</b>            A class 3 finish self-tapping wing-tipped screw for fastening to 0.8mm to 1.6mm BMT steel frames.            32mm / 40mm            Selling Unit: 500 per box</p>	 <p><b>300653</b></p>	<p><b>James Hardie™ Fibreshears</b>            Electric tool for cutting fibre cement sheets.            Selling Unit: 1 each</p>
 <p><b>305915</b></p>	<p><b>Villaboard™ Knife</b>            A score and snap knife designed to efficiently cut through James Hardie™ external cladding and internal lining products ≤9mm thick.            Selling Unit: 12 per pack</p>	 <p><b>300660 / 303375</b></p>	<p><b>HardieBlade™ Saw Blade</b>            A poly-diamond blade for fast and clean cutting of James Hardie™ fibre cement.            185mm / 254mm            Diameter: 185mm / 254mm            Selling Unit: 1 each</p>

### Notes:

All dimensions and masses provided are approximate only and subject to manufacturing tolerances. Masses are based on equilibrium content of product. Products are to be installed in accordance with the relevant and current Product Installation Guide and Technical Documentation. For information relating to installation, best practices, warnings and warranties visit [www.jameshardie.com.au](http://www.jameshardie.com.au) or phone us on 13 11 03. Refer to the relevant and current Product Installation Guide for accessories and/or tools not supplied by James Hardie.


### Key:

‡ Not available in WA and TAS. † Available in QLD only. ◊ Not suitable for external wall cladding applications.

# HardieGroove™ lining

HardieGroove™ lining is a flat sheet that has vertical V-shaped grooves carved into its face. Sanded smooth, it's site-painted to create the traditional look of tongue-and-groove timber panels.







HardieGroove™ lining is suitable for use as an internal wall lining in residential living areas, hallways, bathrooms (excluding showers) and garages and on eaves and soffits where a durable, tongue-and-groove timber panel look is required. It can be used on either timber or light gauge steel framed homes.



Product Code	Length (mm)	Width (mm)	Thickness (mm)	Mass (kg/m <sup>2</sup> )	Coverage per Sheet (m <sup>2</sup> )
400245	2,700	1,200	7.5	11.70	3.24

**Selling units per pack:** 20 sheets, or half packs of 10 sheets

## Accessories & Tools Supplied by James Hardie

 <p><b>305532</b></p>	<p><b>HardieDrive™ Screws 32mm long</b> A class 3 finish self-tapping wing-tipped screw for fastening to 0.8mm to 1.6mm BMT steel frames. Selling Unit: 500 per box</p>	 <p><b>305533</b></p>	<p><b>HardieDrive™ Screws 40mm long</b> A class 3 finish self-tapping wing-tipped screw for fastening to 0.8mm to 1.6mm BMT steel frames. Selling Unit: 500 per box</p>
 <p><b>300653</b></p>	<p><b>James Hardie™ Fibreshears</b> Electric tool for cutting fibre cement sheets. Selling Unit: 1 each</p>	 <p><b>305915</b></p>	<p><b>Villaboard™ Knife</b> A score and snap knife designed to efficiently cut through James Hardie™ external cladding and internal lining products ≤9mm thick. Selling Unit: 12 per pack</p>
 <p><b>300660</b></p>	<p><b>HardieBlade™ Saw Blade 185mm</b> A poly-diamond blade for fast and clean cutting of James Hardie™ fibre cement. Diameter: 185mm Selling Unit: 1 each</p>	 <p><b>303375</b></p>	<p><b>HardieBlade™ Saw Blade 254mm</b> A poly-diamond blade for fast and clean cutting of James Hardie™ fibre cement. Diameter: 254mm Selling Unit: 1 each</p>

### Notes:

All dimensions and masses provided are approximate only and subject to manufacturing tolerances. Masses are based on equilibrium content of product. Products are to be installed in accordance with the relevant and current Product Installation Guide and Technical Documentation. For information relating to installation, best practices, warnings and warranties visit [www.jameshardie.com.au](http://www.jameshardie.com.au) or phone us on 13 11 03. Refer to the relevant and current Product Installation Guide for accessories and/or tools not supplied by James Hardie.

# PineRidge™ lining

PineRidge™ lining is a timber-textured, site-painted sheet lining.

PineRidge™ lining is suitable for use as an internal wall lining in residential living areas, hallways, garages and workshops, where a durable, timber-panel look is required. It can be used on either timber or light gauge steel framed homes.

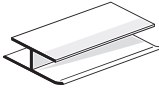
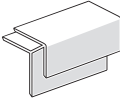
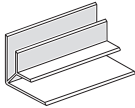
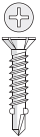
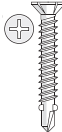
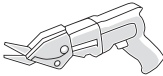

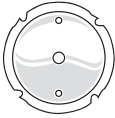



Closeup detail

Product Code	Length (mm)	Width (mm)	Thickness (mm)	Mass (kg/m <sup>2</sup> )	Coverage per Sheet (m <sup>2</sup> )
400373	2,540	1,198	6#	8.60	3.04
400372	2,700	1,198	6#	8.60	3.23

**Selling units per pack:** 30 sheets or each

## Accessories & Tools Supplied by James Hardie

 <p><b>305780</b></p>	<p><b>PineRidge™ &amp; PanelClad™ TextureLine PVC Straight Joinder</b> Length: 2,700mm Selling Unit: 25 per pack</p>	 <p><b>305544</b></p>	<p><b>James Hardie™ PVC External Corner Angle for 6mm thick sheets</b> A PVC extrusion, to be used with 6mm thick sheets at external corner junctions to conceal the sheet edge. Length: 3,000mm Selling Unit: 25 per pack</p>
 <p><b>305545</b></p>	<p><b>James Hardie™ PVC Internal Corner Angle for 6mm thick sheets</b> A PVC extrusion, to be used with 6mm thick sheets at internal corner junctions to conceal the sheet edge. Length: 3,000mm Selling Unit: 25 per pack</p>	 <p><b>305532</b></p>	<p><b>HardieDrive™ Screws 32mm long</b> A class 3 finish self-tapping wing-tipped screw for fastening to 0.8mm to 1.6mm BMT steel frames. Selling Unit: 500 per box</p>
 <p><b>305533</b></p>	<p><b>HardieDrive™ Screws 40mm long</b> A class 3 finish self-tapping wing-tipped screw for fastening to 0.8mm to 1.6mm BMT steel frames. Selling Unit: 500 per box</p>	 <p><b>300653</b></p>	<p><b>James Hardie™ Fibreshears</b> Electric tool for cutting fibre cement sheets. Selling Unit: 1 each</p>
 <p><b>305915</b></p>	<p><b>Villaboard™ Knife</b> A score and snap knife designed to efficiently cut through James Hardie™ external cladding and internal lining products ≤9mm thick. Selling Unit: 12 per pack</p>	 <p><b>300660</b></p>	<p><b>HardieBlade™ Saw Blade 185mm</b> A poly-diamond blade for fast and clean cutting of James Hardie™ fibre cement. Diameter: 185mm Selling Unit: 1 each</p>
 <p><b>303375</b></p>	<p><b>HardieBlade™ Saw Blade 254mm</b> A poly-diamond blade for fast and clean cutting of James Hardie™ fibre cement. Diameter: 254mm Selling Unit: 1 each</p>		

### Notes:

All dimensions and masses provided are approximate only and subject to manufacturing tolerances. Masses are based on equilibrium content of product. Products are to be installed in accordance with the relevant and current Product Installation Guide and Technical Documentation. For information relating to installation, best practices, warnings and warranties visit [www.jameshardie.com.au](http://www.jameshardie.com.au) or phone us on 13 11 03. Refer to the relevant and current Product Installation Guide for accessories and/or tools not supplied by James Hardie.


### Key:

\* PineRidge™ lining is not available in WA.

# Scyon™ Secura™ interior flooring

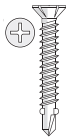
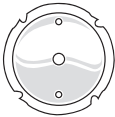



Scyon™ Secura™ interior flooring is a heavy-duty yet lightweight structural flooring substrate that does double duty – it can be easily used for tile, vinyl and carpet finishes over timber or steel floor joists in both residential general interiors and wet areas. Simple and fast to install, Scyon™ Secura™ interior flooring is the easiest way to get top protection against moisture damage to all interior floors.

Scyon™ Secura™ interior flooring is suitable for use as a substrate for direct fixing of tiles, vinyl and carpet in residential floors and wet areas, as an alternative to particle board, plywood or compressed fibre cement.



Edge Colour	Product Code	Length (mm)	Width (mm)	Thickness (mm)	Joint Centres (mm)	Mass (kg/m <sup>2</sup> )	Coverage per Sheet (m <sup>2</sup> )
White	404173	2,700	600	19	450	24.50	1.62
White	403550	1,800	900	19	450	24.50	1.62
Dark Grey	404691	2,400	600	22	600	28.30	1.44

## Accessories & Tools Supplied by James Hardie

 <p><b>305533</b></p>	<p><b>HardieDrive™ Screws 40mm long</b>                  A class 3 finish self-tapping wing-tipped screw for fastening to 0.8mm to 1.6mm BMT steel frames.                  Selling Unit: 500 per box</p>	 <p><b>300660</b></p>	<p><b>HardieBlade™ Saw Blade 185mm</b>                  A poly-diamond blade for fast and clean cutting of James Hardie™ fibre cement.                  Diameter: 185mm                  Selling Unit: 1 each</p>
 <p><b>303375</b></p>	<p><b>HardieBlade™ Saw Blade 254mm</b>                  A poly-diamond blade for fast and clean cutting of James Hardie™ fibre cement.                  Diameter: 254mm                  Selling Unit: 1 each</p>	 <p><b>305534</b></p>	<p><b>James Hardie™ Joint Sealant* 300mL cartridge</b>                  A general purpose, paintable, exterior grade polyurethane joint sealant.                  300mL cartridge                  Selling Unit: 20 per box</p>
 <p><b>305672</b></p>	<p><b>James Hardie™ Joint Sealant* 600mL sausage</b>                  A general purpose, paintable, exterior grade polyurethane joint sealant.                  600mL sausage                  Selling Unit: 20 per box</p>		

**Notes:**

All dimensions and masses provided are approximate only and subject to manufacturing tolerances. Masses are based on equilibrium content of product. Products are to be installed in accordance with the relevant and current Product Installation Guide and Technical Documentation. For information relating to installation, best practices, warnings and warranties visit [www.jameshardie.com.au](http://www.jameshardie.com.au) or phone us on 13 11 03. Refer to the relevant and current Product Installation Guide for accessories and/or tools not supplied by James Hardie.

**Key:**


^ Not to be used in fire applications.



# HardiePanel™ compressed sheet

HardiePanel™ compressed sheet is a structural flooring substrate for ceramic tile finishes over timber or lightweight steel floor joists; it's made from durable compressed fibre cement.

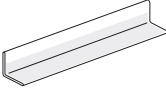
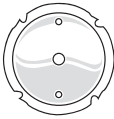



HardiePanel™ compressed sheet is suitable for use as an internal substrate for tiled wet-area floors and an external substrate for tiled balconies, verandas and decks, in both residential and commercial buildings. It's a durable, moisture-resistant alternative to particleboard and plywood substrates, and a lightweight alternative to concrete.



Product Code	Length (mm)	Width (mm)	Thickness (mm)	Mass (kg/m <sup>2</sup> )	Coverage per Sheet (m <sup>2</sup> )
400090	1,500 <sup>A</sup>	900 <sup>A</sup>	15	27.25	1.35
400101	1,500 <sup>A</sup>	900 <sup>A</sup>	18	31.87	1.35
400084	1,500 <sup>A</sup>	1200 <sup>A</sup>	15	27.25	1.80
400097	1,500 <sup>A</sup>	1200 <sup>A</sup>	18	31.87	1.80
400089	1,800	900	15	27.25	1.62
400100	1,800	900	18	31.87	1.62
400083	1,800	1,200	15	27.25	2.16
400096	1,800	1,200	18	31.87	2.16
400082	2,100	1,200	15	27.25	2.52
400095	2,100	1,200	18	31.87	2.52
400087	2,400	900	15	27.25	2.16
400099	2,400	900	18	31.87	2.16
400081	2,400	1,200	15	27.25	2.88
400094	2,400	1,200	18	31.87	2.88
400461	2,400	1,200	24	43.11	2.88
400080	2,700	1,200	15	27.25	3.24
400085	3,000	900	15	27.25	2.70
400098	3,000	900	18	31.87	2.70
400079	3,000	1,200	15	27.25	3.60
400460	3,000	1,200	18	31.87	3.60

**Selling units per pack:** 15mm – 10 sheets or each, 18mm – 8 sheets or each, 24mm – 6 sheets or each

## Accessories & Tools Supplied by James Hardie

 <p><b>305554</b></p>	<p><b>James Hardie™ 45x45mm PVC Corner Angle Mould</b> A PVC extrusion used to finish internal and external corners. Length: 3,000mm Selling Unit: 25 per pack</p>	 <p><b>300660</b></p>	<p><b>HardieBlade™ Saw Blade 185mm</b> A poly-diamond blade for fast and clean cutting of James Hardie™ fibre cement. Diameter: 185mm Selling Unit: 1 each</p>
 <p><b>303375</b></p>	<p><b>HardieBlade™ Saw Blade 254mm</b> A poly-diamond blade for fast and clean cutting of James Hardie™ fibre cement. Diameter: 254mm Selling Unit: 1 each</p>	 <p><b>305534</b></p>	<p><b>James Hardie™ Joint Sealant* 300mL cartridge</b> A general purpose, paintable, exterior grade polyurethane joint sealant. 300mL cartridge Selling Unit: 20 per box</p>
 <p><b>305672</b></p>	<p><b>James Hardie™ Joint Sealant* 600mL sausage</b> A general purpose, paintable, exterior grade polyurethane joint sealant. 600mL sausage Selling Unit: 20 per box</p>		

### Notes:

All dimensions and masses provided are approximate only and subject to manufacturing tolerances. Masses are based on equilibrium content of product. Products are to be installed in accordance with the relevant and current Product Installation Guide and Technical Documentation. For information relating to installation, best practices, warnings and warranties visit [www.jameshardie.com.au](http://www.jameshardie.com.au) or phone us on 13 11 03. Refer to the relevant and current Product Installation Guide for accessories and/or tools not supplied by James Hardie.


### Key:

Δ Not available in WA. ^ Not to be used in fire applications.

# James Hardie™ Ceramic Tile Underlay

James Hardie™ Ceramic Tile Underlay is an internal underlay for ceramic tile finishes which helps protect against movement that occurs naturally in timber, particleboard and plywood substrates.

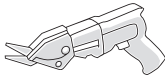





James Hardie™ Ceramic Tile Underlay is suitable for use on top of internal timber, particleboard and plywood substrates, and under ceramic tiles, in either wet or dry areas.



Product Code	Length (mm)	Width (mm)	Thickness (mm)	Mass (kg/m <sup>2</sup> )	Coverage per Sheet (m <sup>2</sup> )
403190	1,800	1,200	6	9.50	2.16

**Selling units per pack:** 30 sheets

## Accessories & Tools Supplied by James Hardie

 <p><b>300653</b></p>	<p><b>James Hardie™ Fibreshears</b> Electric tool for cutting fibre cement sheets. Selling Unit: 1 each</p>	 <p><b>305915</b></p>	<p><b>Villaboard™ Knife</b> A score and snap knife designed to efficiently cut through James Hardie™ external cladding and internal lining products ≤9mm thick. Selling Unit: 12 per pack</p>
 <p><b>300660</b></p>	<p><b>HardieBlade™ Saw Blade 185mm</b> A poly-diamond blade for fast and clean cutting of James Hardie™ fibre cement. Diameter: 185mm Selling Unit: 1 each</p>	 <p><b>303375</b></p>	<p><b>HardieBlade™ Saw Blade 254mm</b> A poly-diamond blade for fast and clean cutting of James Hardie™ fibre cement. Diameter: 254mm Selling Unit: 1 each</p>
 <p><b>305534</b></p>	<p><b>James Hardie™ Joint Sealant® 300mL cartridge</b> A general purpose, paintable, exterior grade polyurethane joint sealant. 300mL cartridge Selling Unit: 20 per box</p>	 <p><b>305672</b></p>	<p><b>James Hardie™ Joint Sealant® 600mL sausage</b> A general purpose, paintable, exterior grade polyurethane joint sealant. 600mL sausage Selling Unit: 20 per box</p>

**Notes:**

All dimensions and masses provided are approximate only and subject to manufacturing tolerances. Masses are based on equilibrium content of product. Products are to be installed in accordance with the relevant and current Product Installation Guide and Technical Documentation. For information relating to installation, best practices, warnings and warranties visit [www.jameshardie.com.au](http://www.jameshardie.com.au) or phone us on 13 11 03. Refer to the relevant and current Product Installation Guide for accessories and/or tools not supplied by James Hardie.


**Key:**

^ Not to be used in fire applications.

# James Hardie™ Vinyl and Cork Underlay

James Hardie™ Vinyl and Cork Underlay is an internal underlay used over timber, plywood or particleboard floors to provide a smooth base for laying either vinyl or cork.

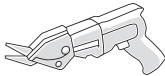





James Hardie™ Vinyl and Cork Underlay is suitable for use on top of internal timber, plywood and particleboard substrates, and under vinyl or cork.



Product Code	Length (mm)	Width (mm)	Thickness (mm)	Mass (kg/m <sup>2</sup> )	Coverage per Sheet (m <sup>2</sup> )
400459	1,200	900	5	8.40	1.08

**Selling units per pack:** 30 sheets

## Accessories & Tools Supplied by James Hardie

 <p><b>300653</b></p>	<p><b>James Hardie™ Fibreshears</b> Electric tool for cutting fibre cement sheets. Selling Unit: 1 each</p>	 <p><b>305915</b></p>	<p><b>Villaboard™ Knife</b> A score and snap knife designed to efficiently cut through James Hardie™ external cladding and internal lining products ≤9mm thick. Selling Unit: 12 per pack</p>
 <p><b>300660</b></p>	<p><b>HardieBlade™ Saw Blade 185mm</b> A poly-diamond blade for fast and clean cutting of James Hardie™ fibre cement. Diameter: 185mm Selling Unit: 1 each</p>	 <p><b>303375</b></p>	<p><b>HardieBlade™ Saw Blade 254mm</b> A poly-diamond blade for fast and clean cutting of James Hardie™ fibre cement. Diameter: 254mm Selling Unit: 1 each</p>
 <p><b>305534</b></p>	<p><b>James Hardie™ Joint Sealant® 300mL cartridge</b> A general purpose, paintable, exterior grade polyurethane joint sealant. 300mL cartridge Selling Unit: 20 per box</p>	 <p><b>305672</b></p>	<p><b>James Hardie™ Joint Sealant® 600mL sausage</b> A general purpose, paintable, exterior grade polyurethane joint sealant. 600mL sausage Selling Unit: 20 per box</p>

**Notes:**

All dimensions and masses provided are approximate only and subject to manufacturing tolerances. Masses are based on equilibrium content of product. Products are to be installed in accordance with the relevant and current Product Installation Guide and Technical Documentation. For information relating to installation, best practices, warnings and warranties visit [www.jameshardie.com.au](http://www.jameshardie.com.au) or phone us on 13 11 03. Refer to the relevant and current Product Installation Guide for accessories and/or tools not supplied by James Hardie.

**Key:**

^ Not to be used in fire applications.

# ExoTec™ facade panel and fixing system

ExoTec™ facade panel and fixing system is a fully sealed, compressed facade panel installed with a proprietary fixing system. It features expressed joints and is either site-painted or pre-finished off-site. ExoTec™ facade panel is the most popular fibre cement commercial facade system.

ExoTec™ facade panel and fixing system is suitable for use as an external facade, fascia or soffit on commercial buildings requiring a durable, low-maintenance and impact-resistant system, and an expressed-jointed panel look. It's suitable for either full wrap panel or composite designs.



Product Code	Length (mm)	Width (mm)	Thickness (mm)	Mass (kg/m <sup>2</sup> )	Coverage per Panel (m <sup>2</sup> )
402200	1,800	900	9	16.26	1.62
402201	1,800	1,200	9	16.26	2.16
402203	2,100	1,200	9	16.26	2.52
402204	2,400	900	9	16.26	2.16
402205	2,400	1,200	9	16.26	2.88
402333	2,400	1,200	12	21.90	2.88
402207	2,700	1,200	9	16.26	3.24
402208	3,000	900	9	16.26	2.70
402209	3,000	1,200	9	16.26	3.60
402334	3,000	1,200	12	21.90	3.60

**Selling units per pack:** 9mm – 16 sheets or each, 12mm – 12 sheets or each

**Notes:**

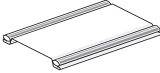
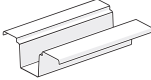
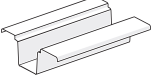
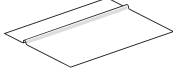
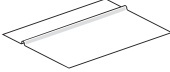
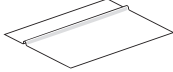

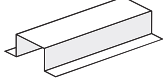
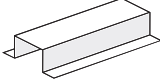




All dimensions and masses provided are approximate only and subject to manufacturing tolerances. Masses are based on equilibrium content of product. Products are to be installed in accordance with the relevant and current Product Installation Guide and Technical Documentation. For information relating to installation, best practices, warnings and warranties visit [www.jameshardie.com.au](http://www.jameshardie.com.au) or phone us on 13 11 03. Refer to the relevant and current Product Installation Guide for accessories and/or tools not supplied by James Hardie.

**Key:**

<sup>^</sup> Not to be used in fire applications.



# Accessories & Tools Supplied by James Hardie

 <p><b>305556</b></p>	<p><b>ExoTec™ Gasket Snap Strip</b> For use with the ExoTec™ facade panel and fixing system, this gasket snap strip is specially designed to clip into the ExoTec™ Top Hat at vertical facade panel joints to cover fixings to the structure and to provide an initial weather seal and drainage using a neoprene gasket. Length: 3,620mm Selling Unit: 10 per pack</p>	 <p><b>304572</b></p>	<p><b>ExoTec™ Top Hat 6,000mm</b> A rolled metal section, for use with ExoTec™ facade panel and fixing system, designed to span across the building structure to support facade panels and isolate differential movement of the panels from those of the structure. 124mm wide x 35mm deep x 1.15mm gauge thick. Length: 6,000mm Selling Unit: 45 per pack or each</p>
 <p><b>304571</b></p>	<p><b>ExoTec™ Top Hat 7,200mm</b> A rolled metal section, for use with ExoTec™ facade panel and fixing system, designed to span across the building structure to support facade panels and isolate differential movement of the panels from those of the structure. 124mm wide x 35mm deep x 1.15mm gauge thick. Length: 7,200mm Selling Unit: 45 per pack or each</p>	 <p><b>305557</b></p>	<p><b>James Hardie™ Backing Strip 1,190mm long</b> A weather seal at horizontal panel joints for use with ExoTec™ facade panel and fixing system and Scyon™ Matrix™ cladding. Length: 1,190mm Selling Unit: 10 per pack or each</p>
 <p><b>305558</b></p>	<p><b>James Hardie™ Backing Strip 2,390mm long</b> A weather seal at horizontal panel joints for use with ExoTec™ facade panel and fixing system and Scyon™ Matrix™ cladding. Length: 2,390mm Selling Unit: 10 per pack or each</p>	 <p><b>305559</b></p>	<p><b>James Hardie™ Backing Strip 2,990mm long</b> A weather seal at horizontal panel joints for use with ExoTec™ facade panel and fixing system and Scyon™ Matrix™ cladding. Length: 2,990mm Selling Unit: 10 per pack or each</p>
 <p><b>305565</b></p>	<p><b>James Hardie™ Facade Washers</b> Facade washers used for exposed fastener fixing with ExoTec™ facade panel and fixing system and Scyon™ Matrix™ cladding. Selling Unit: 1,000 per bag</p>	 <p><b>302701</b></p>	<p><b>James Hardie™ Intermediate Top Hat 6,000mm</b> A metal top hat for use with ExoTec™ and ComTex™ facade panel and fixing system, for intermediate sheet support. 50mm wide x 35mm deep x 1.15mm gauge thick Length: 6,000mm Selling Unit: 50 per pack or each</p>
 <p><b>302700</b></p>	<p><b>James Hardie™ Intermediate Top Hat 7,200mm</b> A metal top hat for use with ExoTec™ and ComTex™ facade panel and fixing system, for intermediate sheet support. 50mm wide x 35mm deep x 1.15mm gauge thick Length: 7,200mm Selling Unit: 50 per pack or each</p>	 <p><b>300660</b></p>	<p><b>HardieBlade™ Saw Blade 185mm</b> A poly-diamond blade for fast and clean cutting of James Hardie™ fibre cement. Diameter: 185mm Selling Unit: 1 each</p>
 <p><b>303375</b></p>	<p><b>HardieBlade™ Saw Blade 254mm</b> A poly-diamond blade for fast and clean cutting of James Hardie™ fibre cement. Diameter: 254mm Selling Unit: 1 each</p>	 <p><b>305534</b></p>	<p><b>James Hardie™ Joint Sealant® 300mL cartridge</b> A general purpose, paintable, exterior grade polyurethane joint sealant. 300mL cartridge Selling Unit: 20 per box</p>
 <p><b>305672</b></p>	<p><b>James Hardie™ Joint Sealant® 600mL sausage</b> A general purpose, paintable, exterior grade polyurethane joint sealant. 600mL sausage Selling Unit: 20 per box</p>		

# ComTex™ facade panel and fixing system

ComTex™ facade panel and fixing system is a pre-primed panel that's site-finished with a high-build acrylic texture system that incorporates both reinforced jointing and texture coating. It's used with the proprietary fixing system to create a complete commercial facade system that gives a monolithic, rendered look without the need for masonry.

ComTex™ facade panel and fixing system is suitable for use as an external facade on commercial buildings where a composite system with a monolithic rendered look is required. Ideal for full wrap or composite construction designs on either timber or light gauge steel framed buildings.

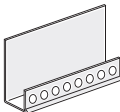
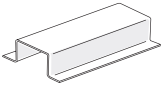
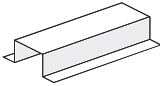
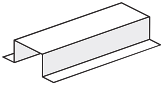

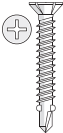






Closeup detail

Product Code	Length (mm)	Width (mm)	Thickness (mm)	Mass (kg/m <sup>2</sup> )	Coverage per Panel (m <sup>2</sup> )
400143	3,000	1,200	9	13.20	3.60
400144	2,400	1,200	9	13.20	2.88

Selling units per pack: 30 sheets or each

## Accessories & Tools Supplied by James Hardie

 <p><b>305553</b></p>	<p><b>ComTex™ PVC Starter Strip</b> A perforated PVC extrusion used with ComTex™ facade panel and fixing system, to provide a straight edge to finish the texture coating. Length: 3,600mm Selling Unit: 25 per pack</p>	 <p><b>304573</b></p>	<p><b>ComTex™ Top Hat</b> A metal top hat for use with ComTex™ facade panel and fixing system, behind control joints. 75mm wide x 35mm deep x 1.15mm gauge thick. Length: 6,000mm Selling Unit: 50 per pack or each</p>
 <p><b>302701</b></p>	<p><b>James Hardie™ Intermediate Top Hat 6,000mm</b> A metal top hat for use with ExoTec™ and ComTex™ facade panel and fixing system, for intermediate sheet support. 50mm wide x 35mm deep x 1.15mm gauge thick Length: 6,000mm Selling Unit: 50 per pack or each</p>	 <p><b>302700</b></p>	<p><b>James Hardie™ Intermediate Top Hat 7,200mm</b> A metal top hat for use with ExoTec™ and ComTex™ facade panel and fixing system, for intermediate sheet support. 50mm wide x 35mm deep x 1.15mm gauge thick Length: 7,200mm Selling Unit: 50 per pack or each</p>
 <p><b>305532</b></p>	<p><b>HardieDrive™ Screws 32mm long</b> A class 3 finish self-tapping wing-tipped screw for fastening to 0.8mm to 1.6mm BMT steel frames. Selling Unit: 500 per box</p>	 <p><b>305533</b></p>	<p><b>HardieDrive™ Screws 40mm long</b> A class 3 finish self-tapping wing-tipped screw for fastening to 0.8mm to 1.6mm BMT steel frames. Selling Unit: 500 per box</p>
 <p><b>300660</b></p>	<p><b>HardieBlade™ Saw Blade 185mm</b> A poly-diamond blade for fast and clean cutting of James Hardie™ fibre cement. Diameter: 185mm Selling Unit: 1 each</p>	 <p><b>303375</b></p>	<p><b>HardieBlade™ Saw Blade 254mm</b> A poly-diamond blade for fast and clean cutting of James Hardie™ fibre cement. Diameter: 254mm Selling Unit: 1 each</p>
 <p><b>305534</b></p>	<p><b>James Hardie™ Joint Sealant* 300mL cartridge</b> A general purpose, paintable, exterior grade polyurethane joint sealant. 300mL cartridge Selling Unit: 20 per box</p>	 <p><b>305672</b></p>	<p><b>James Hardie™ Joint Sealant* 600mL sausage</b> A general purpose, paintable, exterior grade polyurethane joint sealant. 600mL sausage Selling Unit: 20 per box</p>

**Notes:**

All dimensions and masses provided are approximate only and subject to manufacturing tolerances. Masses are based on equilibrium content of product. Products are to be installed in accordance with the relevant and current Product Installation Guide and Technical Documentation. For information relating to installation, best practices, warnings and warranties visit [www.jameshardie.com.au](http://www.jameshardie.com.au) or phone us on 13 11 03. Refer to the relevant and current Product Installation Guide for accessories and/or tools not supplied by James Hardie.

**Key:**

\* To be applied in accordance with the Texture Coating manufacturer's instructions. \* Not to be used in fire applications.

# Artista™ column

Artista™ column is a hollow column, with a smooth surface, that's available in a classic or tapered profile, and that can be coupled with various capitals and bases, and be site-painted or rendered to create a wide range of looks from classical to contemporary.

Artista™ column is suitable for use as an external or internal decorative or structural\* feature around entrance ways, patios, pools and entertainment areas.



Product Code	Nominal Overall Diameter (mm)	Nominal Internal Diameter (mm)	Stock Length (m)	Mass (kg/m)	Weight (kg)
--------------	-------------------------------	--------------------------------	------------------	-------------	-------------

## Artista™ classic column

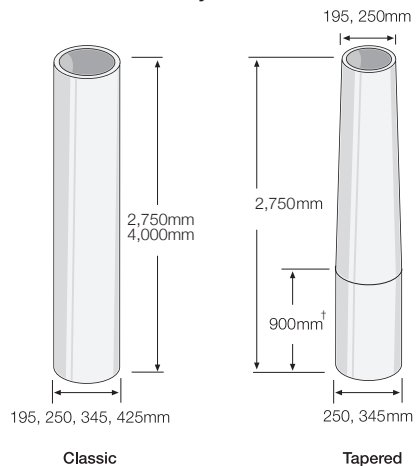
402874	195	176	2.75	9.3	25.6
402873	195	176	4	9.3	37.2
402876	250	233	2.75	11.7	32.2
402875	250	233	4	11.7	46.8
400552	345	304	2.75	32.1	88.3
400550	345	304	4	32.1	128.4
400593	425	380	2.75	44	121
400591	425	380	4	44	176

## Artista™ tapered column










402882	250	195	176	2.75	82
402912	345	250	233	2.75	155

**Selling units:** Nominal overall diameter 195mm 10 per pack or each, Nominal overall diameter 250mm 8 per pack or each, Nominal overall diameter 345mm 6 per pack or each, Nominal overall diameter 425mm 5 per pack or each

## Artista™ column styles



# Accessories & Tools Supplied by James Hardie

Artista™ Bracket*	Product Code	To suit column	Outside Diameter	Height	Selling Unit
	<b>305577</b>	195 Classic & 250 Tapered columns	-	-	20 per box
	<b>305578</b>	250 Classic & 345 Tapered columns	-	-	20 per box
<b>Bell Base/Capital</b>					
	<b>402867</b>	195mm column diameter	265mm	35mm	1 each
	<b>402871</b>	250mm column diameter	336mm	43mm	1 each
<b>Cove Base/Capital</b>					
	<b>402868</b>	195mm column diameter	261mm	54mm	1 each
	<b>402872</b>	250mm column diameter	350mm	70mm	1 each
<b>Flush Jointing Sleeve</b>					
	<b>400568</b>	345mm column diameter	311mm	80mm	1 each
	<b>400609</b>	425mm column diameter	389mm	80mm	1 each
<b>Ornate Base/Capital</b>					
	<b>402866</b>	195mm column diameter	359mm	95mm	1 each
	<b>402851</b>	250mm column diameter	431mm	95mm	1 each
	<b>400570</b>	345mm column diameter	521mm	95mm	1 each
	<b>400611</b>	425mm column diameter	602mm	95mm	1 each
<b>Pencil Round Base/Capital</b>					
	<b>402865</b>	195mm column diameter	259mm	60mm	1 each
	<b>402870</b>	250mm column diameter	314mm	60mm	1 each
	<b>400572</b>	345mm column diameter	407mm	60mm	1 each
	<b>400613</b>	425mm column diameter	487mm	60mm	1 each
<b>Quad Base/Capital</b>					
	<b>402850</b>	195mm column diameter	259mm	30mm	1 each
	<b>402852</b>	250mm column diameter	314mm	30mm	1 each
<b>Rebate Base/Capital</b>					
	<b>400569</b>	345mm column diameter	336mm	140mm	1 each
	<b>400610</b>	425mm column diameter	416mm	140mm	1 each
<b>Twin Base/Capital</b>					
	<b>402860</b>	195mm column diameter	259mm	55mm	1 each
	<b>402869</b>	250mm column diameter	314mm	55mm	1 each

**Notes:**

All dimensions and masses provided are approximate only and subject to manufacturing tolerances. Masses are based on equilibrium content of product. Products are to be installed in accordance with the relevant and current Product Installation Guide and Technical Documentation. For information relating to installation, best practices, warnings and warranties visit [www.jameshardie.com.au](http://www.jameshardie.com.au) or phone us on 13 11 03. Refer to the relevant and current Product Installation Guide for accessories and/or tools not supplied by James Hardie.

**Key:**

\* Contact James Hardie for information on how to fix columns of other diameters. † Tapering in column begins 900mm from bottom.

# HardieDeck™ system

HardieDeck™ is a system that provides a highly durable low maintenance deck, with a modern appearance. It combines specially machined 19mm thick fibre cement decking boards with an aluminium fast-track system that delivers the concealed fastening mechanism.

The fast-track jointing system consists of an anodised aluminium base jointer which is screwed to the framing joists, and a powder coated snap-in top strip which covers the screw heads and provides a continuous contrasting line between the decking boards.

HardieDeck™ is suitable for use in residential and commercial outdoor flooring applications. Ideally suited for installation around pools and in bushfire zones\*.



This image kindly provided by our friends at Three Birds Renovations.

**Notes:**

All dimensions and masses provided are approximate only and subject to manufacturing tolerances. Masses are based on equilibrium content of product. Products are to be installed in accordance with the relevant and current Product Installation Guide and Technical Documentation. For information relating to installation, best practices, warnings and warranties visit [www.jameshardie.com.au](http://www.jameshardie.com.au) or phone us on 13 11 03. Refer to the relevant and current Product Installation Guide for accessories and/or tools not supplied by James Hardie.

**Key:**

\* Based on the AS/NZS 1530.3 test results in CSIRO Certificate of Test FNE11103 and the requirement specified in Clause C1.12 of the Building Code of Australia, it is the opinion of this Division that "James Hardie™ Strip Decking" satisfies the intent for non-combustible materials presented in clause C1.12 and may be used where non-combustible materials are required, including decking, stair treads and the trafficable surfaces of ramps and landings in BAL-FZ zone.



## HardieDeck™ system

Product Code	Product Name	Product Description	Length (mm)	Width (mm)	Thickness (mm)	Effective Cover (mm)	Mass	Schematic
404780	HardieDeck™ Board	Main decking board slotted in both long edges.	3000	196	19	210	19kg	
305841	HardieDeck™ Double Winged Base Jointer	Used to join all long edges of the HardieDeck™ boards.	3000	14 (excluding wings)	14 (excluding wings)	50 jointers per box (grouped in 10 bags of 5)		
305842	HardieDeck™ Snap-In Top Strip	Snaps into Base Jointer after coating to conceal fasteners.	3000	12	12	50 strips per box (grouped in 10 bags of 5)		

## HardieDeck™ options

Product Code	Product Name	Product Description	Length (mm)	Width (mm)	Thickness (mm)	Effective Cover (mm)	Mass	Schematic
404781	HardieDeck™ Edging Board	Decking board slotted in one long edge. The unslotted edge is exposed as an edging option or used as a fascia board.	3000	196	19	210	19kg	
404782	HardieDeck™ Finishing Board	Wider decking board with no slots. Used for pattern variation and stair treads.	3000	296	19	296	29kg	
305843	HardieDeck™ Wingless Base Jointer	Used on HardieDeck™ board short ends to create square or panelised look.	3000			50 jointers per box (grouped in 10 bags of 5)		
305844	HardieDeck™ Fascia Edge Cap	Used to fix the first board long edge and finish deck edge with fascia board.	3000			10 edge caps		
305846	HardieDeck™ Slimline Edge Cap	Used to fix the first board long edge and finish deck edge with or without a fascia board.	3000			10 edge caps		

## Accessories & Tools Supplied by James Hardie

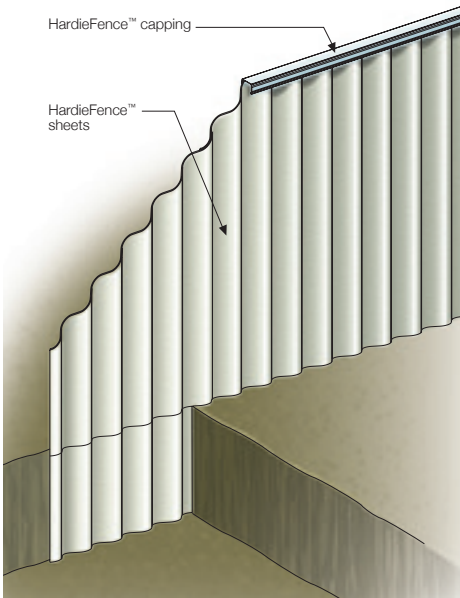
 <p><b>300660</b></p>	<p><b>HardieBlade™ Saw Blade 185mm</b> A poly-diamond blade for fast and clean cutting of James Hardie™ fibre cement. Diameter: 185mm Selling Unit: 1 each</p>	 <p><b>303375</b></p>	<p><b>HardieBlade™ Saw Blade 254mm</b> A poly-diamond blade for fast and clean cutting of James Hardie™ fibre cement. Diameter: 254mm Selling Unit: 1 each</p>
----------------------------------------------------------------------------------------------------------	----------------------------------------------------------------------------------------------------------------------------------------------------------------------------	----------------------------------------------------------------------------------------------------------	----------------------------------------------------------------------------------------------------------------------------------------------------------------------------



# HardieFence™ EasyLock™ system (WA only)

HardieFence™ EasyLock™ system is a site-painted, postless system, incorporating 7mm thick interlocking HardieFence™ sheets with a metal top cap; suited for sandy soil on either sloping or flat sites.

HardieFence™ EasyLock™ system is suitable for use on sloping or level residential sites, in Western Australia, where a durable, freestanding fence is required.



HardieFence™ EasyLock™ system cutaway

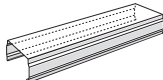
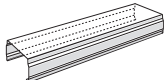

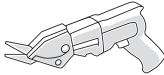
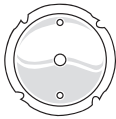



Product Code	Length (mm)	Width (mm)	Thickness (mm)	Mass (kg/m <sup>2</sup> )	Coverage per Sheet (m <sup>2</sup> )
400150	1,800	1,105	7	13.70	1.99
400149	2,400	1,105	7	13.70	2.65

Selling units per pack: 60 or 30 sheets



## Accessories & Tools Supplied by James Hardie

 <p><b>305561</b></p>	<p><b>HardieFence™ Capping</b> Used with the HardieFence™ EasyLock™ system as capping for the HardieFence™ sheet. Length: 1,875mm Selling Unit: 8 per pack</p>	 <p><b>305562</b></p>	<p><b>HardieFence™ Capping</b> Used with the HardieFence™ EasyLock™ system as capping for the HardieFence™ sheet. Length: 3,750mm Selling Unit: 8 per pack</p>
 <p><b>305563</b></p>	<p><b>HardieFence™ Clips</b> Metal clips used with the HardieFence™ EasyLock™ system for securing lapped sheets together. Selling Unit: 500 per pack</p>	 <p><b>300653</b></p>	<p><b>James Hardie™ Fibreshears</b> Electric tool for cutting fibre cement sheets. Selling Unit: 1 each</p>
 <p><b>300660</b></p>	<p><b>HardieBlade™ Saw Blade 185mm</b> A poly-diamond blade for fast and clean cutting of James Hardie™ fibre cement. Diameter: 185mm Selling Unit: 1 each</p>	 <p><b>303375</b></p>	<p><b>HardieBlade™ Saw Blade 254mm</b> A poly-diamond blade for fast and clean cutting of James Hardie™ fibre cement. Diameter: 254mm Selling Unit: 1 each</p>

### Notes:

All dimensions and masses provided are approximate only and subject to manufacturing tolerances. Masses are based on equilibrium content of product. Products are to be installed in accordance with the relevant and current Product Installation Guide and Technical Documentation. For information relating to installation, best practices, warnings and warranties visit [www.jameshardie.com.au](http://www.jameshardie.com.au) or phone us on 13 11 03. Refer to the relevant and current Product Installation Guide for accessories and/or tools not supplied by James Hardie.

# HardieScreen™ lattice

HardieScreen™ lattice is a decorative screen with either a square or diamond lattice pattern; it is site-painted.

HardieScreen™ lattice is suitable for use on external structures like gazebos, verandas, fences and gable ends, or internal spaces, to create privacy, ventilation, shade, visual divides and design interest.



HardieScreen™ lattice profile showing square pattern.



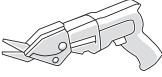



HardieScreen™ lattice profile showing diamond pattern.



Profile	Product Code	Length (mm)	Width (mm)	Thickness (mm)	Mass (kg/m <sup>2</sup> )	Coverage per Screen (m <sup>2</sup> )
Square	400258	2,400	1,200	6	7.70	2.88
Diamond	400254	2,400	1,200	6	7.70	2.88

**Selling units per pack:** 30 sheets or each

## Accessories & Tools Supplied by James Hardie

 <p><b>300653</b></p>	<p><b>James Hardie™ Fibreshears</b> Electric tool for cutting fibre cement sheets. Selling Unit: 1 each</p>	 <p><b>305915</b></p>	<p><b>Villaboard™ Knife</b> A score and snap knife designed to efficiently cut through James Hardie™ external cladding and internal lining products ≤9mm thick. Selling Unit: 12 per pack</p>
 <p><b>300660</b></p>	<p><b>HardieBlade™ Saw Blade 185mm</b> A poly-diamond blade for fast and clean cutting of James Hardie™ fibre cement. Diameter: 185mm Selling Unit: 1 each</p>	 <p><b>303375</b></p>	<p><b>HardieBlade™ Saw Blade 254mm</b> A poly-diamond blade for fast and clean cutting of James Hardie™ fibre cement. Diameter: 254mm Selling Unit: 1 each</p>

### Notes:

All dimensions and masses provided are approximate only and subject to manufacturing tolerances. Masses are based on equilibrium content of product. Products are to be installed in accordance with the relevant and current Product Installation Guide and Technical Documentation. For information relating to installation, best practices, warnings and warranties visit [www.jameshardie.com.au](http://www.jameshardie.com.au) or phone us on 13 11 03. Refer to the relevant and current Product Installation Guide for accessories and/or tools not supplied by James Hardie.

# HardieSmart™ Boundary wall system

HardieSmart™ Boundary wall system is a fire and acoustic rated boundary wall solution designed for Class 1 & 10a timber framed buildings. HardieSmart™ Boundary wall system is up to 45% more compact than a standard brick veneer boundary wall; for every 10 lineal metres of HardieSmart™ Boundary wall system, you gain up to 1.25m<sup>2</sup> of floor space<sup>#</sup>. This delivers a significant saving in usable land area while maximising property value.

HardieSmart™ Boundary wall system also comes with the good looks and versatility of James Hardie™ and Scyon™ external claddings given any product 6mm or greater can be installed as part of the system.

## Application(s):

Class 1 & 10a timber framed buildings.

Designed for townhouses, terraces and detached buildings where external walls are in close proximity to the boundary. Also suitable for bushfire zone areas (up to BAL-FZ).

## System Performance<sup>†</sup>:



FRL 60/60/60  
FROM THE OUTSIDE




Rw 47 - 48



R 2.0 - 2.6



4.0 - 10 kN/m



- 30mm cavity for services
- 90mm timber stud wall
- James Hardie™ external cladding (6mm or thicker)
- HardieWrap™ weather barrier
- 60mm HardieFire™ insulation
- James Hardie™ internal lining (6mm or thicker)

## Main Components Supplied by James Hardie

### HardieFire™ insulation

Product Code	Dimensions (mm)	Material R-value (m2.K/w)	Pieces per Pack	Weight (Kg)	Coverage per Pack (m2)	Foil Laminate	Stud Spacing (mm)
305903	560x1160x60	1.7	7	23.2	5.1	Yes	600
305902	420x1160x60	1.7	7	17.4	3.8	Yes	450
305909	420x1310x60	1.7	7	19.8	4.3	Yes	450

### James Hardie™ or Scyon™ external cladding (6mm or thicker)

Refer to the relevant external cladding product page(s) within this document.

### HardieWrap™ weather barrier

Refer to pages 38-39 of this document.

### Villaboard™ lining 6mm

Refer to pages 42-43 of this document.

#### Notes:

All dimensions and masses provided are approximate only and subject to manufacturing tolerances. Masses are based on equilibrium content of product. Products are to be installed in accordance with the relevant and current Product Installation Guide and Technical Documentation. For information relating to installation, best practices, warnings and warranties visit [www.jameshardie.com.au](http://www.jameshardie.com.au) or phone us on 13 11 03. Refer to the relevant and current Product Installation Guide for accessories and/or tools not supplied by James Hardie.

#### Key:

\* Compared to a standard 230mm thick brick veneer wall. \*Refer to the relevant HardieSmart™ Design Guide for further information.

# HardieSmart™ ZeroLot™ wall system

HardieSmart™ ZeroLot™ wall system is a fire and acoustic rated dual boundary wall solution designed for Class 1 & 10a timber framed buildings. In multi-occupancy projects, HardieSmart™ ZeroLot™ wall system has the distinct advantage of enabling construction of all dwellings in your development independently. This results in flexibility of building process and improved business cash flow.

HardieSmart™ ZeroLot™ wall system also offers a higher property value for the same block of land by providing fully detached dwellings and increased internal liveable space. For instance, on every 10m wall length you gain 2.45m<sup>2</sup> of internal space per dwelling<sup>#</sup>.

## Application(s):

Class 1 & 10a timber framed buildings.

Fully detached dwellings with minimum offset.



## System Performance<sup>\*</sup>:



per wall

FRL 60/60/60  
ONE WAY



per wall

Rw 47 - 48



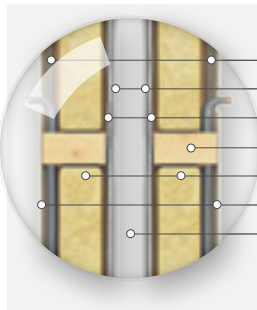
per wall

R 2.1



per wall

4.0 - 10 kN/m



30mm cavity for services

HardieZeroLot™ panel

HardieWrap™ weather barrier

90mm timber stud wall

60mm HardieFire™ insulation

James Hardie™ internal lining (6mm or thicker)

25mm cavity

## Main Components Supplied by James Hardie

### HardieFire™ insulation

Product Code	Dimensions (mm)	Material R-value (m2.K/w)	Pieces per Pack	Weight (Kg)	Coverage per Pack (m2)	Foil Laminate	Stud Spacing (mm)
305903	560x1160x60	1.7	7	23.2	5.1	Yes	600
305902	420x1160x60	1.7	7	17.4	3.8	Yes	450
305909	420x1310x60	1.7	7	19.8	4.3	Yes	450

### HardieZeroLot™ panel

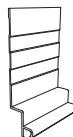
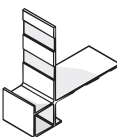

Product Code	Length (mm)	Width (mm)	Thickness (mm)	Mass (kg/m <sup>2</sup> )	Coverage per Panel (m <sup>2</sup> )
404880	3,000	1,200	8.5	12.46	3.60

### HardieWrap™ weather barrier

Refer to pages 38-39 of this document.

### Villaboard™ lining 6mm

Refer to pages 42-43 of this document.

 <p><b>305886</b></p>	<p><b>James Hardie™ 9mm Aluminium Horizontal Step Flashing</b></p> <p>A reversible aluminium flashing designed to be used at floor junctions and horizontal joints of HardieZeroLot™ panel.</p> <p>Length: 3,600mm Selling Unit: 4 per pack</p>	 <p><b>305521</b></p>	<p><b>James Hardie™ 9mm Aluminium External Corner</b></p> <p>A ready to paint aluminium extrusion, to be used at external corner junctions to conceal the board edge.</p> <p>Length: 3,000mm Selling Unit: 5 per pack</p>
 <p><b>304560</b></p>	<p><b>James Hardie™ 50mm wide Foam Back Sealing Tape</b></p> <p>A self-adhesive foam tape to help improve water tightness. It is applied under sheet joins to the vapour permeable membrane along the stud face.</p> <p>Length: 25 metres long roll Selling Unit: 1 each</p>		

#### Notes:

All dimensions and masses provided are approximate only and subject to manufacturing tolerances. Masses are based on equilibrium content of product. Products are to be installed in accordance with the relevant and current Product Installation Guide and Technical Documentation. For information relating to installation, best practices, warnings and warranties visit [www.jameshardie.com.au](http://www.jameshardie.com.au) or phone us on 13 11 03. Refer to the relevant and current Product Installation Guide for accessories and/or tools not supplied by James Hardie.

#### Key:

\* Compared to a standard 230mm thick brick veneer wall. \*Refer to the relevant HardieSmart™ Design Guide for further information.

# HardieSmart™ Intertenancy wall system

HardieSmart™ Intertenancy wall system is a fire and acoustic rated common wall solution designed for Class 1 & 10a timber framed buildings. It's a high performance, efficient lightweight wall system with a single layer that is up to 30% faster to install than other comparable commonly available fire and acoustic rated wall systems.

HardieSmart™ Intertenancy wall system is up to 18% more compact;<sup>#</sup> than traditional common wall systems - delivering significant increases in usable living space and increased land yield.

## Application(s):

Class 1 & 10a timber framed buildings.

Designed for common walls between tenancies in multi-residential developments, townhouses and terraces requiring semi-detached construction.



## System Performance<sup>†</sup>:



FRL 60/60/60  
TWO WAY



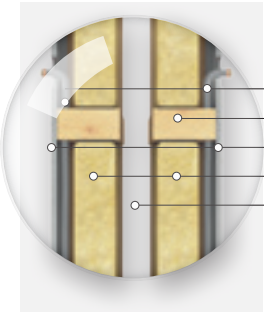
Rw + Ctr >50



R 4.2



4.0 - 10 kN/m



- 30mm cavity for services
- 90mm timber stud wall
- 9mm Villaboard® lining
- 60mm HardieFire™ insulation
- 25mm cavity



## Main Components Supplied by James Hardie

### HardieFire™ insulation

Product Code	Dimensions (mm)	Material R-value (m <sup>2</sup> .K/w)	Pieces per Pack	Weight (Kg)	Coverage per Pack (m <sup>2</sup> )	Foil Laminate	Stud Spacing (mm)
305903	560x1160x60	1.7	7	23.2	5.1	Yes	600
305902	420x1160x60	1.7	7	17.4	3.8	Yes	450
305909	420x1310x60	1.7	7	19.8	4.3	Yes	450

### Villaboard™ lining 9mm

Refer to pages 42-43 of this document.

#### Notes:

All dimensions and masses provided are approximate only and subject to manufacturing tolerances. Masses are based on equilibrium content of product. Products are to be installed in accordance with the relevant and current Product Installation Guide and Technical Documentation. For information relating to installation, best practices, warnings and warranties visit [www.jameshardie.com.au](http://www.jameshardie.com.au) or phone us on 13 11 03. Refer to the relevant and current Product Installation Guide for accessories and/or tools not supplied by James Hardie.

#### Key:

\* Compared to commonly available plasterboard shaftliner systems with a 90mm twin timber frame and with similar performance levels to HardieSmart™ Intertency wall system.  
\* Refer to the relevant HardieSmart™ Design Guide for further information.

# HardieSmart™ Blade wall system

HardieSmart™ Blade wall system is a versatile and high performance fire-rated wall system. Its single layer design makes it the perfect solution to separate dwellings in cantilevering balconies and ground wall extensions.

HardieSmart™ Blade wall system is highly compact; with a wall thickness starting as low as 102mm, it delivers significant savings in outdoor living space compared to other wall systems. Perfect for tight spaces and narrow sites.

## Application(s):

Designed for timber-framed buildings where external separating walls require a Fire Resistance Level (FRL) of up to 1 hour.

## System Performance:



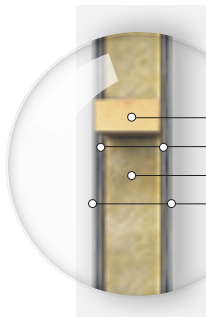

FRL 60/60/60



Rw 47



4.0 - 10 kN/m



90mm timber stud

HardieWrap™ Weather Barrier

85mm HardieFire™ insulation

James Hardie™ external cladding (6mm or thicker)

## Main Components Supplied by James Hardie

### HardieFire™ insulation

Product Code	Dimensions (mm)	Material R-value (m <sup>2</sup> .K/w)	Pieces per Pack	Weight (Kg)	Coverage per Pack (m <sup>2</sup> )	Foil Laminate	Stud Spacing (mm)
305790	560x1160x85	2.5	5	23.5	3.6	No	600
305791	420x1160x85	2.5	5	17.6	2.7	No	450

### James Hardie™ or Scyon™ external cladding (6mm or thicker)

Refer to the relevant external cladding product page(s) within this document.

### HardieWrap™ weather barrier

Refer to pages 38-39 of this document.

#### Notes:

All dimensions and masses provided are approximate only and subject to manufacturing tolerances. Masses are based on equilibrium content of product. Products are to be installed in accordance with the relevant and current Product Installation Guide and Technical Documentation. For information relating to installation, best practices, warnings and warranties visit [www.jameshardie.com.au](http://www.jameshardie.com.au) or phone us on 13 11 03. Refer to the relevant and current Product Installation Guide for accessories and/or tools not supplied by James Hardie.

#### Key:

\* Compared to commonly available plasterboard shaftliner systems with a 90mm twin timber frame and with similar performance levels to HardieSmart™ Intertency wall system.  
 \* Refer to the relevant HardieSmart™ Design Guide for further information.

# HardieSmart™ Aged Care wall system

HardieSmart™ Aged Care wall system is a fire and acoustic rated common wall solution designed for Class 9c buildings. It's a high performance, lightweight system that is faster to install than other commonly available comparable wall systems due to its single layer design.

HardieSmart™ Aged Care wall system is up to 12% more compact<sup>++</sup>; delivering significant increases in usable living space and increased land yield.

## Application(s):

Designed for separating walls between sole occupancies in class 9c buildings; requiring a Fire Resistance Level (FRL) of up to 1 hour and an acoustic rating  $R_w \leq 45$ ".



## System Performance<sup>†</sup>:



FRL 60/60/60



$R_w$  47



R 2.7



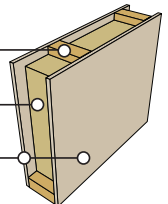
4.0 - 10 kN/m



90mm Timber stud wall

HardieFire™ insulation

James Hardie internal lining (table 1)



## Main Components Supplied by James Hardie

### HardieFire™ insulation

Product Code	Dimensions (mm)	Material R-value (m2.K/w)	Pieces per Pack	Weight (Kg)	Coverage per Pack (m2)	Foil Laminate	Stud Spacing (mm)
305790	560x1160x85	2.5	5	23.5	3.6	No	600
305791	420x1160x85	2.5	5	17.6	2.7	No	450

### Villaboard™ lining (6, 9 or 12mm)

Refer to pages 42-43 of this document.

### Versilux™ lining (6 or 9mm)

Refer to pages 46-47 of this document.

### HardieGroove™ lining

Refer to pages 48-49 of this document.

### PineRidge™ lining

Refer to pages 50-51 of this document.

#### Notes:

All dimensions and masses provided are approximate only and subject to manufacturing tolerances. Masses are based on equilibrium content of product. Products are to be installed in accordance with the relevant and current Product Installation Guide and Technical Documentation. For information relating to installation, best practices, warnings and warranties visit [www.jameshardie.com.au](http://www.jameshardie.com.au) or phone us on 13 11 03. Refer to the relevant and current Product Installation Guide for accessories and/or tools not supplied by James Hardie.

#### Key:

\*\* Where discontinuous construction is required (e.g. a wall separating a sole-occupancy unit from a kitchen or laundry), a twin timber frame of 90mm with a discontinuous cavity of 25mm frame must be used in lieu of single 90mm timber frame. \*\* Compared to standard plasterboard systems with a 90mm timber frame with similar acoustic and fire performance levels.

\* Refer to the relevant HardieSmart™ Design Guide for further information.

# Notes



NOTES

Ruled lines for writing notes.





**For information and advice  
call 13 11 03 | [jameshardie.com.au](http://jameshardie.com.au)**



© 2018 James Hardie Australia Pty Ltd ABN 12 084 635 558.

Unless otherwise stated <sup>TM</sup> and © denote a trademark or registered mark owned by James Hardie Technology Limited.

For information relating to installation, best practices, warnings, and warranties visit [www.jameshardie.com.au](http://www.jameshardie.com.au) or phone us on 13 11 03.